

Product Datasheet

Bag-1 Antibody - BSA Free NB100-56082

Unit Size: 0.05 ml

Store at 4C short term. Aliquot and store at -20C long term. Avoid freeze-thaw cycles.

www.novusbio.com



technical@novusbio.com

Publications: 1

Protocols, Publications, Related Products, Reviews, Research Tools and Images at:
www.novusbio.com/NB100-56082

Updated 9/9/2025 v.20.1

Earn rewards for product
reviews and publications.

Submit a publication at www.novusbio.com/publications

Submit a review at www.novusbio.com/reviews/destination/NB100-56082



NB100-56082

Bag-1 Antibody - BSA Free

Product Information	
Unit Size	0.05 ml
Concentration	This product is unpurified. The exact concentration of antibody is not quantifiable.
Storage	Store at 4C short term. Aliquot and store at -20C long term. Avoid freeze-thaw cycles.
Clonality	Polyclonal
Preservative	0.02% Sodium Azide
Isotype	IgG
Purity	Unpurified
Buffer	Whole antisera

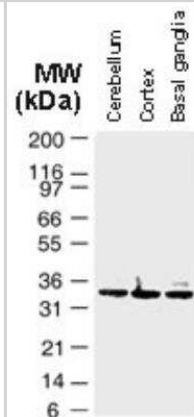
Product Description	
Description	Novus Biologicals Rabbit Bag-1 Antibody - BSA Free (NB100-56082) is a polyclonal antibody validated for use in IHC, WB and IP. Anti-Bag-1 Antibody: Cited in 1 publication. All Novus Biologicals antibodies are covered by our 100% guarantee.
Host	Rabbit
Gene ID	573
Gene Symbol	BAG1
Species	Human, Mouse, Rat
Immunogen	A synthetic peptide corresponding to amino acids 26-45 (NERYDLLVTPQQGNSEPVVQD) of mouse BAG-1 was used as immunogen; GenBank no. AAH03722.1. This sequence is 100% conserved in mouse BAG-1L; GenBank no. NP_033866.3.

Product Application Details	
Applications	Western Blot, Immunohistochemistry-Paraffin, Immunohistochemistry, Immunoprecipitation
Recommended Dilutions	Western Blot 1:1000-1:2000, Immunohistochemistry, Immunoprecipitation 1:50-1:200, Immunohistochemistry-Paraffin 1:1000-1:5000

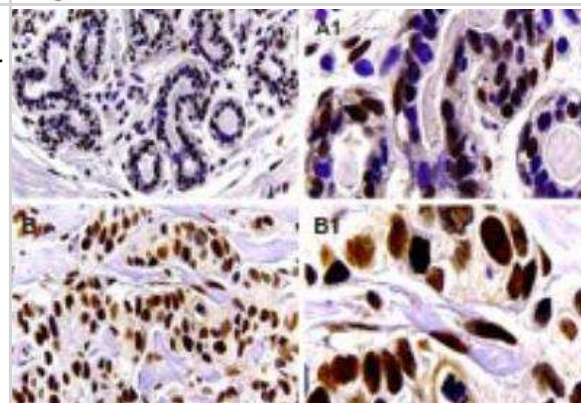


Images

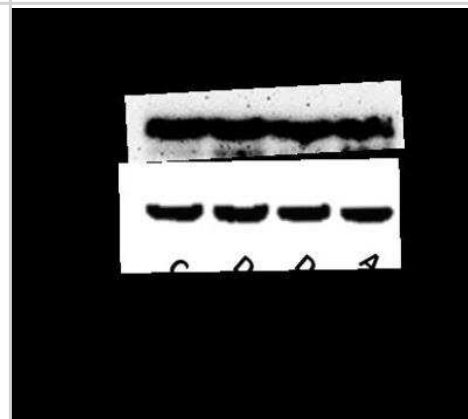
Western Blot: Bag-1 Antibody [NB100-56082] - Analysis of BAG-1 in normal brain tissue lysates.



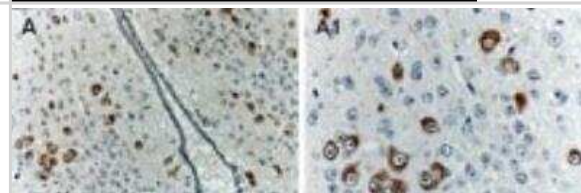
Immunohistochemistry-Paraffin: Bag-1 Antibody [NB100-56082] - Formalin-fixed, paraffin-embedded human breast tissue stained for BAG-1 expression using this antibody at 1:2000. A. normal breast epithelium. B. breast cancer. A1 and B1 are high magnifications from A and B, respectively. Hematoxylin-eosin counterstain.



Western Blot: Bag-1 Antibody [NB100-56082] - BAG-1 levels in human neuroblastoma. Image from verified customer review.



Immunohistochemistry-Paraffin: Bag-1 Antibody [NB100-56082] - Formalin-fixed, paraffin-embedded mouse ischemic brain stained for BAG-1 expression using NB100-56082 at 1:2000. A1 is a higher magnification of A. Differential Bag-1 expression levels are seen in the hypothalamic nuclei. The variation in expression levels from lack of Bag-1 staining to strong staining may be linked to differential responses of the hypothalamic nuclei to ischemic stress. Hematoxylin-eosin counterstain.



Publications

Aust Stefanie, Pils Sophie, Polterauer Stefan et al. Expression of Bcl-2 and the antiapoptotic BAG family proteins in ovarian cancer. *Appl Immunohistochem Mol Morphol*. 2013-12-01 [PMID: 23455184] (Human)



Novus Biologicals USA

10730 E. Briarwood Avenue
Centennial, CO 80112
USA
Phone: 303.730.1950
Toll Free: 1.888.506.6887
Fax: 303.730.1966
nb-customerservice@bio-techne.com

Bio-Techne Canada

21 Canmotor Ave
Toronto, ON M8Z 4E6
Canada
Phone: 905.827.6400
Toll Free: 855.668.8722
Fax: 905.827.6402
canada.inquires@bio-techne.com

Bio-Techne Ltd

19 Barton Lane
Abingdon Science Park
Abingdon, OX14 3NB, United Kingdom
Phone: (44) (0) 1235 529449
Free Phone: 0800 37 34 15
Fax: (44) (0) 1235 533420
info.EMEA@bio-techne.com

General Contact Information

www.novusbio.com
Technical Support: nb-technical@bio-techne.com
Orders: nb-customerservice@bio-techne.com
General: novus@novusbio.com

Products Related to NB100-56082

NBL1-07901	Bag-1 Overexpression Lysate
NBP2-33376H	Blue Marker Antibody (6F4-F6) [HRP]
HAF008	Goat anti-Rabbit IgG Secondary Antibody [HRP]
NB7160	Goat anti-Rabbit IgG (H+L) Secondary Antibody [HRP]
NBP2-24891	Rabbit IgG Isotype Control

Limitations

This product is for research use only and is not approved for use in humans or in clinical diagnosis. Primary Antibodies are guaranteed for 1 year from date of receipt.

For more information on our 100% guarantee, please visit www.novusbio.com/guarantee

Earn gift cards/discounts by submitting a review: www.novusbio.com/reviews/submit/NB100-56082

Earn gift cards/discounts by submitting a publication using this product:
www.novusbio.com/publications

