

Product Datasheet

EMSY Antibody - BSA Free

NB100-545

Unit Size: 100 ul

Store at 4C. Do not freeze.

www.novusbio.com



technical@novusbio.com

Publications: 2

Protocols, Publications, Related Products, Reviews, Research Tools and Images at:
www.novusbio.com/NB100-545

Updated 9/9/2025 v.20.1

Earn rewards for product
reviews and publications.

Submit a publication at www.novusbio.com/publications

Submit a review at www.novusbio.com/reviews/destination/NB100-545



NB100-545

EMSY Antibody - BSA Free

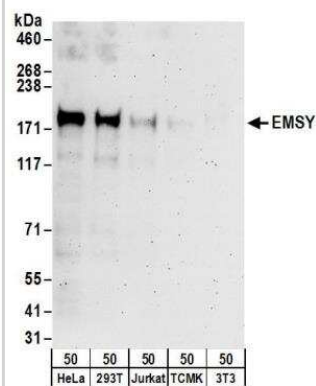
Product Information	
Unit Size	100 ul
Concentration	1.0 mg/ml
Storage	Store at 4C. Do not freeze.
Clonality	Polyclonal
Preservative	0.09% Sodium Azide
Isotype	IgG
Purity	Immunogen affinity purified
Buffer	Tris-Citrate/Phosphate (pH 7.0 - 8.0)

Product Description	
Description	Novus Biologicals Rabbit EMSY Antibody - BSA Free (NB100-545) is a polyclonal antibody validated for use in IHC, WB and IP. Anti-EMSY Antibody: Cited in 2 publications. All Novus Biologicals antibodies are covered by our 100% guarantee.
Host	Rabbit
Gene ID	56946
Gene Symbol	EMSY
Species	Human
Immunogen	The immunogen recognized by this antibody maps to a region between residue 1250 and the C-terminus (residue 1322) of human EMSY chromosome 11 open reading frame 30 using the numbering given in TrEMBL entry Q8TE50 (GeneID 56946).

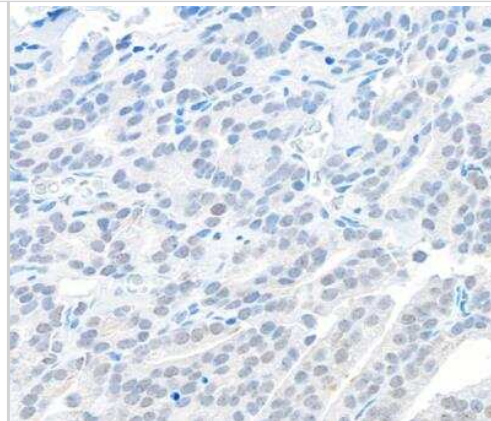
Product Application Details	
Applications	Western Blot, Immunohistochemistry-Paraffin, Immunohistochemistry, Immunoprecipitation
Recommended Dilutions	Western Blot 1:5000-1:20000, Immunohistochemistry 1:10-1:500, Immunoprecipitation 2 - 10 ug/mg lysate, Immunohistochemistry-Paraffin 1:500 - 1:2000
Application Notes	Epitope retrieval with Tris-EDTA pH9.0 is recommended for FFPE tissue sections.

Images

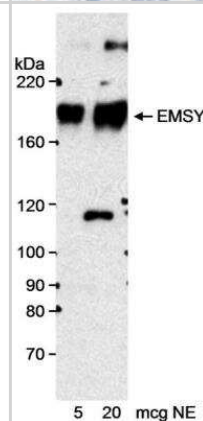
Western Blot: EMSY Antibody [NB100-545] - Detection of Human EMSY by Western Blot. Samples: Whole cell lysate (50 ug) from HeLa, 293T, Jurkat, mouse TCMK-1, and mouse NIH3T3 cells. Antibodies: Affinity purified rabbit anti-EMSY antibody NB100-545 used for WB at 0.1 ug/ml. Detection: Chemiluminescence with an exposure time of 3 minutes.



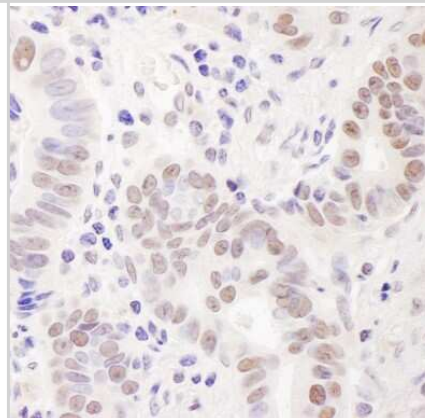
Immunohistochemistry-Paraffin: EMSY Antibody [NB100-545] - Section of human prostate carcinoma. Affinity purified rabbit anti-Emsy used at a dilution of 1:100 (1 ug/ml). Detection: DAB



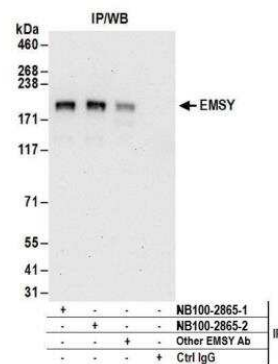
Western Blot: EMSY Antibody [NB100-545] - Nuclear extract (NE) from HeLa cells.



Immunohistochemistry-Paraffin: EMSY Antibody [NB100-545] - Sample: FFPE section of human stomach carcinoma. Antibody: Affinity purified rabbit anti-EMSY used at a dilution of 1:1,000 (1ug/ml). Detection: DAB



Immunoprecipitation: EMSY Antibody [NB100-545] - Detection of human EMSY by western blot of immunoprecipitates. Samples: Whole cell lysate (1 mg for IP; 20% of IP loaded) from HeLa cells. Antibodies: Affinity purified rabbit anti-EMSY antibody NB100-545 (lot NB100-545-2) used for IP at 6 ug/mg lysate. EMSY was also immunoprecipitated by a previous lot of this antibody (lot NB100-545-1) and another rabbit anti-EMSY antibody. For blotting immunoprecipitated EMSY, NB100-545 was used at 1 ug/ml. Detection: Chemiluminescence with an exposure time of 30 seconds.



Publications

Liu CC, Chen L, Cai YW, Chen YF et Al. Targeting EMSY-mediated methionine metabolism is a potential therapeutic strategy for triple-negative breast cancer Cell Rep Med 2024-01-30 [PMID: 38290515]

Garapaty S, Xu CF, Trojer P et al. Identification and characterization of a novel nuclear protein complex involved in nuclear hormone receptor-mediated gene regulation. J Biol Chem 2009-03-01 [PMID: 19131338]



Novus Biologicals USA

10730 E. Briarwood Avenue
Centennial, CO 80112
USA

Phone: 303.730.1950

Toll Free: 1.888.506.6887

Fax: 303.730.1966

nb-customerservice@bio-techne.com

Bio-Techne Canada

21 Canmotor Ave
Toronto, ON M8Z 4E6
Canada

Phone: 905.827.6400

Toll Free: 855.668.8722

Fax: 905.827.6402

canada.inquires@bio-techne.com

Bio-Techne Ltd

19 Barton Lane
Abingdon Science Park
Abingdon, OX14 3NB, United Kingdom

Phone: (44) (0) 1235 529449

Free Phone: 0800 37 34 15

Fax: (44) (0) 1235 533420

info.EMEA@bio-techne.com

General Contact Information

www.novusbio.com

Technical Support: nb-technical@bio-techne.com

Orders: nb-customerservice@bio-techne.com

General: novus@novusbio.com

Products Related to NB100-545

NB800-PC9	HeLa Nuclear Cell Lysate
NBP2-33376H	Blue Marker Antibody (6F4-F6) [HRP]
HAF008	Goat anti-Rabbit IgG Secondary Antibody [HRP]
NB7160	Goat anti-Rabbit IgG (H+L) Secondary Antibody [HRP]
NBP2-24891	Rabbit IgG Isotype Control

Limitations

This product is for research use only and is not approved for use in humans or in clinical diagnosis. Primary Antibodies are guaranteed for 1 year from date of receipt.

For more information on our 100% guarantee, please visit www.novusbio.com/guarantee

Earn gift cards/discounts by submitting a review: www.novusbio.com/reviews/submit/NB100-545

Earn gift cards/discounts by submitting a publication using this product:
www.novusbio.com/publications



