

# Product Datasheet

## COMT Antibody NB100-41387

Unit Size: 0.1 mg

Store at -20C. Avoid freeze-thaw cycles.

[www.novusbio.com](http://www.novusbio.com)



[technical@novusbio.com](mailto:technical@novusbio.com)

### Publications: 1

Protocols, Publications, Related Products, Reviews, Research Tools and Images at:  
[www.novusbio.com/NB100-41387](http://www.novusbio.com/NB100-41387)

Updated 9/9/2025 v.20.1

Earn rewards for product  
reviews and publications.

Submit a publication at [www.novusbio.com/publications](http://www.novusbio.com/publications)

Submit a review at [www.novusbio.com/reviews/destination/NB100-41387](http://www.novusbio.com/reviews/destination/NB100-41387)



**NB100-41387****COMT Antibody**

<b>Product Information</b>	
<b>Unit Size</b>	0.1 mg
<b>Concentration</b>	0.5 mg/ml
<b>Storage</b>	Store at -20C. Avoid freeze-thaw cycles.
<b>Clonality</b>	Polyclonal
<b>Preservative</b>	0.02% Sodium Azide
<b>Isotype</b>	IgG
<b>Purity</b>	Immunogen affinity purified
<b>Buffer</b>	Tris saline (20 mM Tris pH 7.3, 150 mM NaCl), 0.5% BSA

<b>Product Description</b>	
<b>Description</b>	Novus Biologicals Goat COMT Antibody (NB100-41387) is a polyclonal antibody validated for use in IHC, WB and ELISA. Anti-COMT Antibody: Cited in 1 publication. All Novus Biologicals antibodies are covered by our 100% guarantee.
<b>Host</b>	Goat
<b>Gene ID</b>	1312
<b>Gene Symbol</b>	COMT
<b>Species</b>	Human
<b>Specificity/Sensitivity</b>	This antibody is expected to recognize both reported isoforms (NP_000745.1 and NP_009294.1)
<b>Immunogen</b>	Peptide with sequence C-QDIIPQLKKKYDVD corresponding to internal region according to NP_000745.1, NP_009294.1.

<b>Product Application Details</b>	
<b>Applications</b>	Western Blot, Immunohistochemistry-Paraffin, Immunohistochemistry, Peptide ELISA
<b>Recommended Dilutions</b>	Western Blot 0.03 - 0.1 ug/mL, Immunohistochemistry, Immunohistochemistry-Paraffin 2 - 4 ug/mL, Peptide ELISA Detection limit 1:64000
<b>Application Notes</b>	Western blot: Approx 28 kDa band in Human Testis lysates (calculated MW of 30.0 kDa according to NP_000745.1 and 24.5 kDa according to NP_009294.1). IHC: In paraffin embedded Human Brain (Cerebellum) shows staining of processes coming from the edge of the granular zone into the molecular layer. Recommended concentration: 2 - 4 ug/mL. Paraffin embedded Human Testis and Small Intestine. Recommended concentration: 3.75 ug/mL.

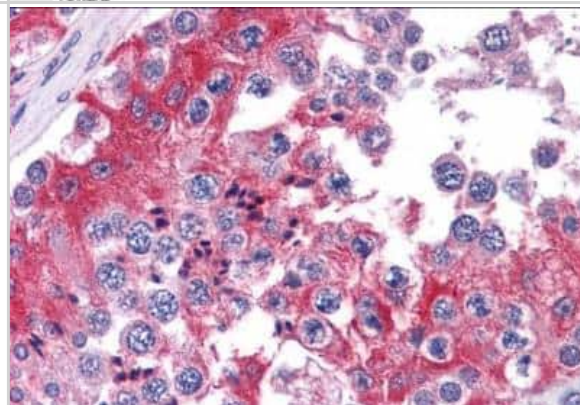


## Images

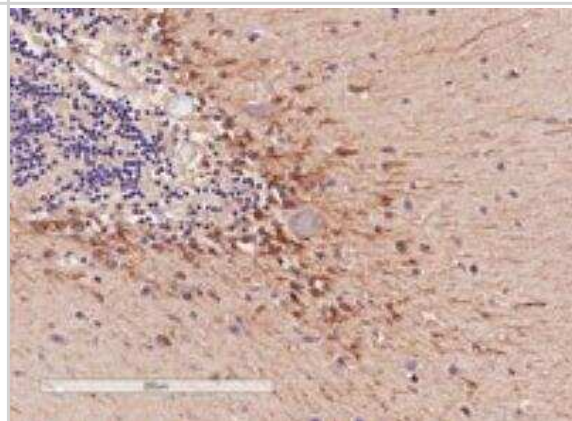
Western Blot: COMT Antibody [NB100-41387] - Staining of Human Testis lysate (35 ug protein in RIPA buffer). Antibody at 0.3 ug/mL. Primary incubation was 1 hour. Detected by chemiluminescence.

250kDa  
150kDa  
100kDa  
75kDa  
50kDa  
37kDa  
25kDa  
20kDa  
15kDa

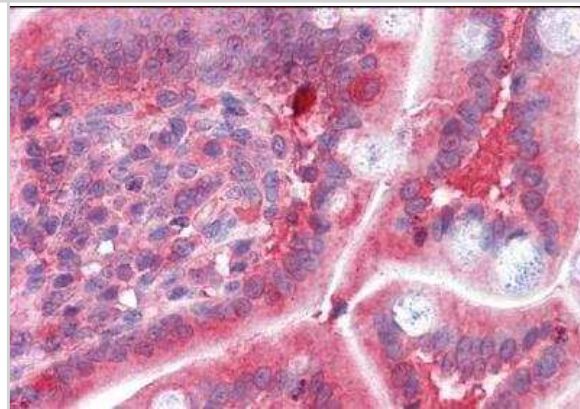
Immunohistochemistry-Paraffin: COMT Antibody [NB100-41387] - Staining of paraffin embedded Human Testis. Steamed antigen retrieval with citrate buffer pH 6, AP-staining. Antibody at 3.75 ug/mL.



Immunohistochemistry-Paraffin: COMT Antibody [NB100-41387] - Staining of paraffin embedded Human Cerebellum. Antibody at 4 ug/mL. Microwaved antigen retrieval with Tris/EDTA buffer pH 9, HRP-staining.



Immunohistochemistry-Paraffin: COMT Antibody [NB100-41387] - Staining of paraffin embedded Human Small Intestine. Steamed antigen retrieval with citrate buffer pH 6, AP-staining. Antibody at 3.75 ug/mL.



## Publications

Tunbridge EM, Harrison PJ, Weinberger DR. Catechol-o-Methyltransferase, Cognition, and Psychosis: Val(158)Met and Beyond. Biol Psychiatry 2006-02-11 [PMID: 16476412]



### **Novus Biologicals USA**

10730 E. Briarwood Avenue  
Centennial, CO 80112  
USA  
Phone: 303.730.1950  
Toll Free: 1.888.506.6887  
Fax: 303.730.1966  
nb-customerservice@bio-techne.com

### **Bio-Techne Canada**

21 Canmotor Ave  
Toronto, ON M8Z 4E6  
Canada  
Phone: 905.827.6400  
Toll Free: 855.668.8722  
Fax: 905.827.6402  
canada.inquires@bio-techne.com

### **Bio-Techne Ltd**

19 Barton Lane  
Abingdon Science Park  
Abingdon, OX14 3NB, United Kingdom  
Phone: (44) (0) 1235 529449  
Free Phone: 0800 37 34 15  
Fax: (44) (0) 1235 533420  
info.EMEA@bio-techne.com

### **General Contact Information**

www.novusbio.com  
Technical Support: nb-technical@bio-techne.com  
Orders: nb-customerservice@bio-techne.com  
General: novus@novusbio.com

### **Products Related to NB100-41387**

HAF017	Rabbit anti-Goat IgG Secondary Antibody [HRP (Horseradish Peroxidase)]
HAF109	Donkey anti-Goat IgG Secondary Antibody [HRP (Horseradish Peroxidase)]
NB410-28088-1mg	Goat IgG Isotype Control
NBP1-85818PEP	COMT Recombinant Protein Antigen

### **Limitations**

This product is for research use only and is not approved for use in humans or in clinical diagnosis. Primary Antibodies are guaranteed for 1 year from date of receipt.

For more information on our 100% guarantee, please visit [www.novusbio.com/guarantee](http://www.novusbio.com/guarantee)

Earn gift cards/discounts by submitting a review: [www.novusbio.com/reviews/submit/NB100-41387](http://www.novusbio.com/reviews/submit/NB100-41387)

Earn gift cards/discounts by submitting a publication using this product:  
[www.novusbio.com/publications](http://www.novusbio.com/publications)



