

Product Datasheet

Spectrin beta 2 Antibody NB100-40828

Unit Size: 0.1 ml

Store at 4C. Do not freeze.

www.novusbio.com



technical@novusbio.com

Protocols, Publications, Related Products, Reviews, Research Tools and Images at:
www.novusbio.com/NB100-40828

Updated 9/9/2025 v.20.1

Earn rewards for product
reviews and publications.

Submit a publication at www.novusbio.com/publications

Submit a review at www.novusbio.com/reviews/destination/NB100-40828



NB100-40828

Spectrin beta 2 Antibody

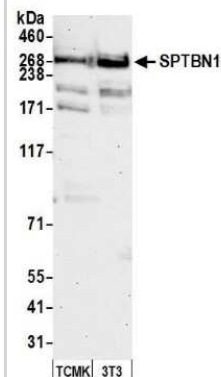
Product Information	
Unit Size	0.1 ml
Concentration	0.2 mg/ml
Storage	Store at 4C. Do not freeze.
Clonality	Polyclonal
Preservative	0.09% Sodium Azide
Isotype	IgG
Purity	Immunogen affinity purified
Buffer	TBS and 0.1% BSA

Product Description	
Description	Novus Biologicals Rabbit Spectrin beta 2 Antibody (NB100-40828) is a polyclonal antibody validated for use in IHC, WB and IP. All Novus Biologicals antibodies are covered by our 100% guarantee.
Host	Rabbit
Gene ID	6711
Gene Symbol	SPTBN1
Species	Human, Mouse
Immunogen	The immunogen recognized by this antibody maps to a region between residue 2100 and 2150 of human Spectrin Non-Erythroid Beta 1 using the numbering given in entry NP_003119.2 (GeneID 6711).

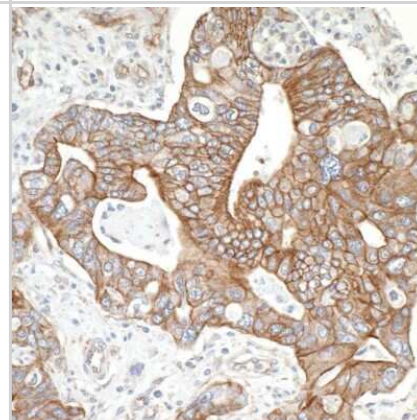
Product Application Details	
Applications	Western Blot, Immunohistochemistry-Paraffin, Immunohistochemistry, Immunoprecipitation
Recommended Dilutions	Western Blot, Immunohistochemistry, Immunoprecipitation 2-5 ug/mg lysate, Immunohistochemistry-Paraffin 1:500-1:2000

Images

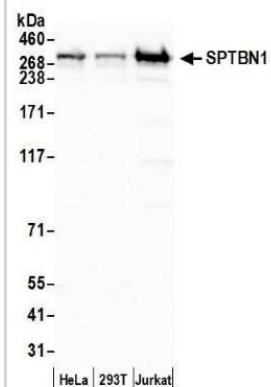
Western Blot: Spectrin beta 2 Antibody [NB100-40828] - Detection of mouse SPTBN1 by western blot. Samples: Whole cell lysate (50 ug) from TCMK-1 and NIH 3T3 cells prepared using NETN lysis buffer. Antibody: Affinity purified rabbit anti-SPTBN1 antibody NB100-40828 used for WB at 0.1 ug/ml. Detection: Chemiluminescence with an exposure time of 30 seconds.




Immunohistochemistry: Spectrin beta 2 Antibody [NB100-40828] - Detection of human SPTBN1 by immunohistochemistry. Sample: FFPE section of human ovarian carcinoma. Antibody: Affinity purified rabbit anti-SPTBN1 (NB100-40828). Detection: DAB



Western Blot: Spectrin beta 2 Antibody [NB100-40828] - Detection of human SPTBN1 by western blot. Samples: Whole cell lysate (50 ug) from HeLa, HEK293T, and Jurkat cells prepared using NETN lysis buffer. Antibody: Affinity purified rabbit anti-SPTBN1 antibody NB100-40828 used for WB at 0.1 ug/ml. Detection: Chemiluminescence with an exposure time of 10 seconds.



Immunoprecipitation: Spectrin beta 2 Antibody [NB100-40828] - Detection of human Spectrin beta 2 (SPTBN1) by western blot of immunoprecipitates. Samples: Whole cell lysate (1.0 mg per IP reaction; 20% of IP loaded) from HeLa cells prepared using NETN lysis buffer. Antibodies: Affinity purified rabbit anti-Spectrin beta 2 antibody NB100-40828 used for IP at 3 ug per reaction. SPTBN1 was also immunoprecipitated by rabbit anti-Spectrin beta 2 antibody NB100-40829. For blotting immunoprecipitated SPTBN1, NB100-40828 was used at 1 ug/ml. Detection: Chemiluminescence with an exposure time of 10 seconds.





Novus Biologicals USA

10730 E. Briarwood Avenue
Centennial, CO 80112
USA
Phone: 303.730.1950
Toll Free: 1.888.506.6887
Fax: 303.730.1966
nb-customerservice@bio-techne.com

Bio-Techne Canada

21 Canmotor Ave
Toronto, ON M8Z 4E6
Canada
Phone: 905.827.6400
Toll Free: 855.668.8722
Fax: 905.827.6402
canada.inquires@bio-techne.com

Bio-Techne Ltd

19 Barton Lane
Abingdon Science Park
Abingdon, OX14 3NB, United Kingdom
Phone: (44) (0) 1235 529449
Free Phone: 0800 37 34 15
Fax: (44) (0) 1235 533420
info.EMEA@bio-techne.com

General Contact Information

www.novusbio.com
Technical Support: nb-technical@bio-techne.com
Orders: nb-customerservice@bio-techne.com
General: novus@novusbio.com

Products Related to NB100-40828

NBP2-33376H	Blue Marker Antibody (6F4-F6) [HRP]
HAF008	Goat anti-Rabbit IgG Secondary Antibody [HRP]
NB7160	Goat anti-Rabbit IgG (H+L) Secondary Antibody [HRP]
NBP2-24891	Rabbit IgG Isotype Control

Limitations

This product is for research use only and is not approved for use in humans or in clinical diagnosis. Primary Antibodies are guaranteed for 1 year from date of receipt.

For more information on our 100% guarantee, please visit www.novusbio.com/guarantee

Earn gift cards/discounts by submitting a review: www.novusbio.com/reviews/submit/NB100-40828

Earn gift cards/discounts by submitting a publication using this product:
www.novusbio.com/publications

