

Product Datasheet

Casein Kinase 2 alpha Antibody NB100-377

Unit Size: 100 ul

Store at 4C. Do not freeze.

www.novusbio.com



technical@novusbio.com

Publications: 2

Protocols, Publications, Related Products, Reviews, Research Tools and Images at:
www.novusbio.com/NB100-377

Updated 9/9/2025 v.20.1

Earn rewards for product
reviews and publications.

Submit a publication at www.novusbio.com/publications

Submit a review at www.novusbio.com/reviews/destination/NB100-377



NB100-377

Casein Kinase 2 alpha Antibody

Product Information	
Unit Size	100 ul
Concentration	1.0 mg/ml
Storage	Store at 4C. Do not freeze.
Clonality	Polyclonal
Preservative	0.09% Sodium Azide
Isotype	IgG
Purity	Immunogen affinity purified
Buffer	Tris-buffered Saline, 0.1% BSA

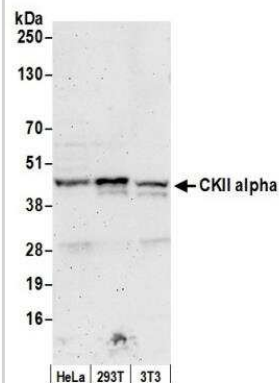
Product Description	
Description	Novus Biologicals Rabbit Casein Kinase 2 alpha Antibody (NB100-377) is a polyclonal antibody validated for use in IHC and WB. Anti-Casein Kinase 2 alpha Antibody: Cited in 2 publications. All Novus Biologicals antibodies are covered by our 100% guarantee.
Host	Rabbit
Gene ID	1457
Gene Symbol	CSNK2A1
Species	Human, Mouse
Immunogen	The immunogen recognized by this antibody maps to a region between residues 300 and 350 of human Casein Kinase 2, alpha 1 using the numbering given in entry NP_001886.1 (GeneID 1457).

Product Application Details	
Applications	Western Blot, Immunohistochemistry-Paraffin, Immunohistochemistry, Immunoprecipitation (Negative), Knockdown Validated
Recommended Dilutions	Western Blot 1:2000 - 1:10000, Immunohistochemistry 1:500 -1:2000, Immunohistochemistry-Paraffin 1:500 -1:2000, Immunoprecipitation (Negative), Knockdown Validated
Application Notes	By WB, this antibody recognizes a band at ~42 kDa, representing CKII alpha. Not recommended for immunoprecipitation. *NB 100-378 is recommended for IP. The investigator should determine the optimal working dilution for a specific application. Epitope retrieval with citrate buffer pH6.0 is recommended for FFPE tissue sections.

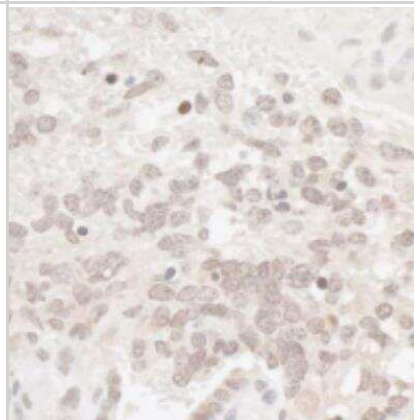


Images

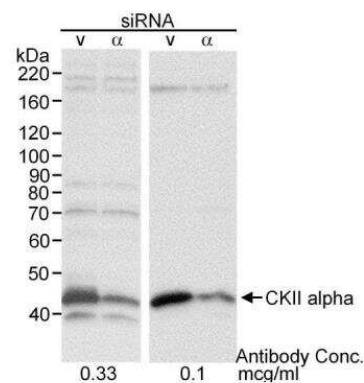
Western Blot: Casein Kinase 2 alpha Antibody [NB100-377] - Detection of Human and Mouse CKII alpha by Western Blot. Samples: Whole cell lysate (50 ug) from HeLa, 293T, and mouse NIH3T3 cells prepared using NETN lysis buffer. Antibody: Affinity purified rabbit anti-CKII alpha antibody NB100-377 used for WB at 0.1 ug/ml. Detection: Chemiluminescence with an exposure time of 3 minutes.



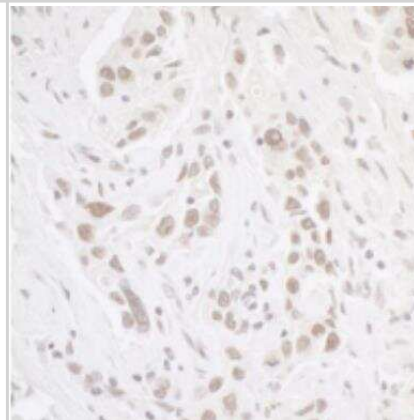
Immunohistochemistry-Paraffin: Casein Kinase 2 alpha Antibody [NB100-377] - Mouse teratoma. Antibody: Affinity purified rabbit anti-CKII Alpha used at a dilution of 1:1,000 (1ug/ml). Detection: DAB



Western Blot: Casein Kinase 2 alpha Antibody [NB100-377] - RIPA extract (30 ug) from HeLa cells treated with CKII alpha siRNA or vimentin siRNA (v). Antibody used at 0.33 or 0.1 ug/ml.



Immunohistochemistry-Paraffin: Casein Kinase 2 alpha Antibody [NB100-377] - Human ovarian carcinoma. Antibody: Affinity purified rabbit anti-CKII Alpha used at a dilution of 1:1,000 (1ug/ml). Detection: DAB



Publications

Trembley JH, Unger GM, Tobolt DK et al. Systemic administration of antisense oligonucleotides simultaneously targeting CK2alpha and alpha' subunits reduces orthotopic xenograft prostate tumors in mice. *Mol Cell Biochem* 2011 -10-01 [PMID: 21761204]

Adachi A, Kano F, Saido TC et al. Visual screening and analysis for kinase-regulated membrane trafficking pathways that are involved in extensive beta-amyloid secretion. *Genes Cells* 2009-03-01 [PMID: 19210549]





Novus Biologicals USA

10730 E. Briarwood Avenue
Centennial, CO 80112
USA
Phone: 303.730.1950
Toll Free: 1.888.506.6887
Fax: 303.730.1966
nb-customerservice@bio-techne.com

Bio-Techne Canada

21 Canmotor Ave
Toronto, ON M8Z 4E6
Canada
Phone: 905.827.6400
Toll Free: 855.668.8722
Fax: 905.827.6402
canada.inquires@bio-techne.com

Bio-Techne Ltd

19 Barton Lane
Abingdon Science Park
Abingdon, OX14 3NB, United Kingdom
Phone: (44) (0) 1235 529449
Free Phone: 0800 37 34 15
Fax: (44) (0) 1235 533420
info.EMEA@bio-techne.com

General Contact Information

www.novusbio.com
Technical Support: nb-technical@bio-techne.com
Orders: nb-customerservice@bio-techne.com
General: novus@novusbio.com

Products Related to NB100-377

NBP2-33376H	Blue Marker Antibody (6F4-F6) [HRP]
HAF008	Goat anti-Rabbit IgG Secondary Antibody [HRP]
NB7160	Goat anti-Rabbit IgG (H+L) Secondary Antibody [HRP]
NBP2-24891	Rabbit IgG Isotype Control

Limitations

This product is for research use only and is not approved for use in humans or in clinical diagnosis. Primary Antibodies are guaranteed for 1 year from date of receipt.

For more information on our 100% guarantee, please visit www.novusbio.com/guarantee

Earn gift cards/discounts by submitting a review: www.novusbio.com/reviews/submit/NB100-377

Earn gift cards/discounts by submitting a publication using this product:
www.novusbio.com/publications

