

# Product Datasheet

## STAG2 Antibody - BSA Free

### NB100-301

Unit Size: 100 ul

Store at 4C. Do not freeze.

[www.novusbio.com](http://www.novusbio.com)



[technical@novusbio.com](mailto:technical@novusbio.com)

#### Publications: 1

Protocols, Publications, Related Products, Reviews, Research Tools and Images at:  
[www.novusbio.com/NB100-301](http://www.novusbio.com/NB100-301)

Updated 9/9/2025 v.20.1

Earn rewards for product  
reviews and publications.

Submit a publication at [www.novusbio.com/publications](http://www.novusbio.com/publications)

Submit a review at [www.novusbio.com/reviews/destination/NB100-301](http://www.novusbio.com/reviews/destination/NB100-301)



**NB100-301**

STAG2 Antibody - BSA Free

Product Information	
Unit Size	100 ul
Concentration	1.0 mg/ml
Storage	Store at 4C. Do not freeze.
Clonality	Polyclonal
Preservative	0.09% Sodium Azide
Isotype	IgG
Purity	Immunogen affinity purified
Buffer	Tris-Citrate/Phosphate (pH 7.0 - 8.0)

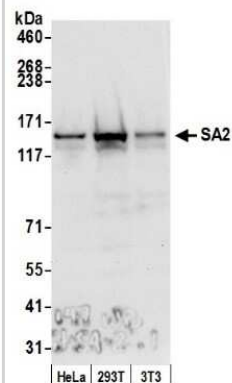
Product Description	
Description	Novus Biologicals Goat STAG2 Antibody - BSA Free (NB100-301) is a polyclonal antibody validated for use in WB, ICC/IF and IP. Anti-STAG2 Antibody: Cited in 1 publication. All Novus Biologicals antibodies are covered by our 100% guarantee.
Host	Goat
Gene ID	10735
Gene Symbol	STAG2
Species	Human, Mouse
Specificity/Sensitivity	NB100-301 is specific for human SA2 protein.
Immunogen	A 31 amino acid synthetic peptide, which represented a portion of human Stromal Antigen 2 encoded in part by exon 31 and 32 (LocusLink ID 10735).

Product Application Details	
Applications	Western Blot, Immunocytochemistry/ Immunofluorescence, Immunoprecipitation
Recommended Dilutions	Western Blot 1:1000-1:10000, Immunocytochemistry/ Immunofluorescence 1:500-1:2000, Immunoprecipitation 2 - 10 ug/mg of lysate

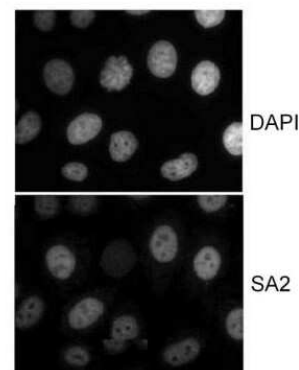


## Images

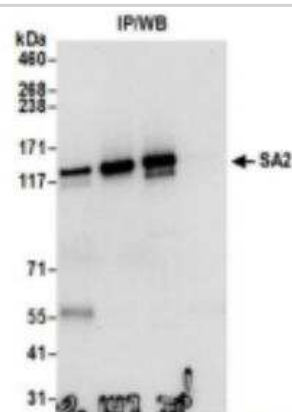
Western Blot: STAG2 Antibody [NB100-301] - Samples: Whole cell lysate (50 ug) from HeLa, 293T, and mouse NIH3T3 cells prepared using NETN lysis buffer. Antibody : Affinity purified rabbit anti-SA2 antibody used for WB at 0.1 ug/ml. Detection: Chemiluminescence with an exposure time of 10 seconds.



Immunocytochemistry/Immunofluorescence: STAG2 Antibody [NB100-301] - HeLa cells that were extracted for 5 min. at 4C in 0.5% Triton in CSK buffer. Antibody used at 1 ug/ml.



Immunoprecipitation: STAG2 Antibody [NB100-301] - Whole cell lysate (0.5 or 1.0 mg per IP reaction; 20% of IP loaded) from HeLa cells prepared using NETN lysis buffer. Antibodies: Affinity purified rabbit anti-SA2 antibody used for IP at 6 ug per reaction. SA2 was also immunoprecipitated by rabbit anti-SA2 antibodies. For blotting immunoprecipitated SA2, was used at 1 ug/ml. Detection: Chemiluminescence with an exposure time of 10 seconds.



## Publications

Zhang N, Pati D. C-terminus of Sororin interacts with SA2 and regulates sister chromatid cohesion Cell Cycle. 2015-01-21 [PMID: 25608232] (WB, Human)



### **Novus Biologicals USA**

10730 E. Briarwood Avenue  
Centennial, CO 80112  
USA  
Phone: 303.730.1950  
Toll Free: 1.888.506.6887  
Fax: 303.730.1966  
nb-customerservice@bio-techne.com

### **Bio-Techne Canada**

21 Canmotor Ave  
Toronto, ON M8Z 4E6  
Canada  
Phone: 905.827.6400  
Toll Free: 855.668.8722  
Fax: 905.827.6402  
canada.inquires@bio-techne.com

### **Bio-Techne Ltd**

19 Barton Lane  
Abingdon Science Park  
Abingdon, OX14 3NB, United Kingdom  
Phone: (44) (0) 1235 529449  
Free Phone: 0800 37 34 15  
Fax: (44) (0) 1235 533420  
info.EMEA@bio-techne.com

### **General Contact Information**

www.novusbio.com  
Technical Support: nb-technical@bio-techne.com  
Orders: nb-customerservice@bio-techne.com  
General: novus@novusbio.com

### **Products Related to NB100-301**

---

NB800-PC9	HeLa Nuclear Cell Lysate
NBP2-33376H	Blue Marker Antibody (6F4-F6) [HRP]
HAF017	Rabbit anti-Goat IgG Secondary Antibody [HRP (Horseradish Peroxidase)]
HAF109	Donkey anti-Goat IgG Secondary Antibody [HRP (Horseradish Peroxidase)]
NB410-28088-1mg	Goat IgG Isotype Control

---

### **Limitations**

This product is for research use only and is not approved for use in humans or in clinical diagnosis. Primary Antibodies are guaranteed for 1 year from date of receipt.

For more information on our 100% guarantee, please visit [www.novusbio.com/guarantee](http://www.novusbio.com/guarantee)

Earn gift cards/discounts by submitting a review: [www.novusbio.com/reviews/submit/NB100-301](http://www.novusbio.com/reviews/submit/NB100-301)

Earn gift cards/discounts by submitting a publication using this product:  
[www.novusbio.com/publications](http://www.novusbio.com/publications)



