

# Product Datasheet

## Syntaxin 6 Antibody NB100-2920

Unit Size: 0.1 mg

Store at -20C. Avoid freeze-thaw cycles.

[www.novusbio.com](http://www.novusbio.com)



[technical@novusbio.com](mailto:technical@novusbio.com)

### Publications: 1

Protocols, Publications, Related Products, Reviews, Research Tools and Images at:  
[www.novusbio.com/NB100-2920](http://www.novusbio.com/NB100-2920)

Updated 9/9/2025 v.20.1

Earn rewards for product  
reviews and publications.

Submit a publication at [www.novusbio.com/publications](http://www.novusbio.com/publications)

Submit a review at [www.novusbio.com/reviews/destination/NB100-2920](http://www.novusbio.com/reviews/destination/NB100-2920)



**NB100-2920****Syntaxin 6 Antibody**

<b>Product Information</b>	
<b>Unit Size</b>	0.1 mg
<b>Concentration</b>	0.5 mg/ml
<b>Storage</b>	Store at -20C. Avoid freeze-thaw cycles.
<b>Clonality</b>	Polyclonal
<b>Preservative</b>	0.02% Sodium Azide
<b>Isotype</b>	IgG
<b>Purity</b>	Immunogen affinity purified
<b>Buffer</b>	Tris saline (20 mM Tris pH 7.3, 150 mM NaCl), 0.5% BSA

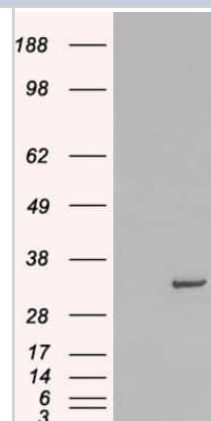
<b>Product Description</b>	
<b>Description</b>	Novus Biologicals Goat Syntaxin 6 Antibody (NB100-2920) is a polyclonal antibody validated for use in WB and ELISA. Anti-Syntaxin 6 Antibody: Cited in 1 publication. All Novus Biologicals antibodies are covered by our 100% guarantee.
<b>Host</b>	Goat
<b>Gene ID</b>	10228
<b>Gene Symbol</b>	STX6
<b>Species</b>	Human
<b>Marker</b>	TGN Marker
<b>Immunogen</b>	Peptide with sequence C-QALAERKNRQA corresponding to internal region according to NP_005810.1.

<b>Product Application Details</b>	
<b>Applications</b>	Western Blot, Peptide ELISA
<b>Recommended Dilutions</b>	Western Blot 0.3 - 1 ug/ml, Peptide ELISA Detection limit 1:32000
<b>Application Notes</b>	WB: Approx. 30 kDa band observed in human lymph node lysates (calculated MW of 29.2 kDa band according to NP_005810.1). In transfected HEK293 transiently expressing human STX6 a band of approx. 30 kDa is observed. This band is not observed in the non-transfected HEK293.

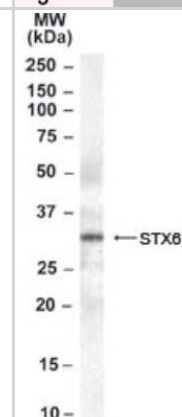


## Images

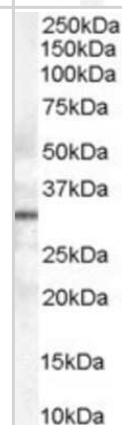
Western Blot: Syntaxin 6 Antibody [NB100-2920] - HEK293 overexpressing Human STX6 and probed with (mock transfection in first lane).



Western Blot: Syntaxin 6 Antibody [NB100-2920] - Western blot analysis of STX6 using NB100-2920 at 0.3ug/ml in Human Lymph Node lysate (35ug protein in RIPA buffer).



Western Blot: Syntaxin 6 Antibody [NB100-2920] - (0.3ug/ml) staining of human lymph node lysate (35ug protein in RIPA buffer). Primary incubation was 1 hour. Detected by chemiluminescence.



## Publications

Murray RZ, Wylie FG, Khromykh T et al. Syntaxin 6 and Vti1b form a novel SNARE complex, which is up-regulated in activated macrophages to facilitate exocytosis of tumor necrosis Factor-alpha. J Biol Chem 2005-03-18 [PMID: 15640147]



### **Novus Biologicals USA**

10730 E. Briarwood Avenue  
Centennial, CO 80112  
USA  
Phone: 303.730.1950  
Toll Free: 1.888.506.6887  
Fax: 303.730.1966  
nb-customerservice@bio-techne.com

### **Bio-Techne Canada**

21 Canmotor Ave  
Toronto, ON M8Z 4E6  
Canada  
Phone: 905.827.6400  
Toll Free: 855.668.8722  
Fax: 905.827.6402  
canada.inquires@bio-techne.com

### **Bio-Techne Ltd**

19 Barton Lane  
Abingdon Science Park  
Abingdon, OX14 3NB, United Kingdom  
Phone: (44) (0) 1235 529449  
Free Phone: 0800 37 34 15  
Fax: (44) (0) 1235 533420  
info.EMEA@bio-techne.com

### **General Contact Information**

www.novusbio.com  
Technical Support: nb-technical@bio-techne.com  
Orders: nb-customerservice@bio-techne.com  
General: novus@novusbio.com

### **Products Related to NB100-2920**

---

NBL1-16584	Syntaxin 6 Overexpression Lysate
HAF017	Rabbit anti-Goat IgG Secondary Antibody [HRP (Horseradish Peroxidase)]
HAF109	Donkey anti-Goat IgG Secondary Antibody [HRP (Horseradish Peroxidase)]
NB410-28088-1mg	Goat IgG Isotype Control

---

### **Limitations**

This product is for research use only and is not approved for use in humans or in clinical diagnosis. Primary Antibodies are guaranteed for 1 year from date of receipt.

For more information on our 100% guarantee, please visit [www.novusbio.com/guarantee](http://www.novusbio.com/guarantee)

Earn gift cards/discounts by submitting a review: [www.novusbio.com/reviews/submit/NB100-2920](http://www.novusbio.com/reviews/submit/NB100-2920)

Earn gift cards/discounts by submitting a publication using this product:  
[www.novusbio.com/publications](http://www.novusbio.com/publications)



