

# Product Datasheet

## MCM2 Antibody - BSA Free

### NB100-288

Unit Size: 100 ul

Store at 4C. Do not freeze.

[www.novusbio.com](http://www.novusbio.com)



[technical@novusbio.com](mailto:technical@novusbio.com)

**Reviews: 2 Publications: 9**

Protocols, Publications, Related Products, Reviews, Research Tools and Images at:  
[www.novusbio.com/NB100-288](http://www.novusbio.com/NB100-288)

Updated 9/9/2025 v.20.1

**Earn rewards for product reviews and publications.**

Submit a publication at [www.novusbio.com/publications](http://www.novusbio.com/publications)

Submit a review at [www.novusbio.com/reviews/destination/NB100-288](http://www.novusbio.com/reviews/destination/NB100-288)



**NB100-288**

MCM2 Antibody - BSA Free

Product Information	
Unit Size	100 ul
Concentration	1.0 mg/ml
Storage	Store at 4C. Do not freeze.
Clonality	Polyclonal
Preservative	0.09% Sodium Azide
Isotype	IgG
Purity	Immunogen affinity purified
Buffer	Tris-Citrate/Phosphate (pH 7.0 - 8.0)

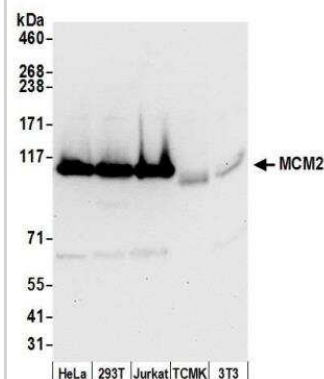
Product Description	
Description	Novus Biologicals Rabbit MCM2 Antibody - BSA Free (NB100-288) is a polyclonal antibody validated for use in IHC, WB and IP. Anti-MCM2 Antibody: Cited in 9 publications. All Novus Biologicals antibodies are covered by our 100% guarantee.
Host	Rabbit
Gene ID	4171
Gene Symbol	MCM2
Species	Human, Mouse
Immunogen	A 37-amino acid synthetic peptide, which represented a portion of human Minichromosome Maintenance Deficient 2 encoded within exon 2 (LocusLink ID 4171).

Product Application Details	
Applications	Western Blot, Immunohistochemistry-Paraffin, Immunohistochemistry, Immunoprecipitation
Recommended Dilutions	Western Blot 1:1000-1:10000, Immunohistochemistry 1:2000-1:10000, Immunoprecipitation 2-5 ug//mg lysate, Immunohistochemistry-Paraffin 1:2000-1:10000
Application Notes	Epitope retrieval with citrate buffer pH 6.0 is recommended for FFPE tissue sections.

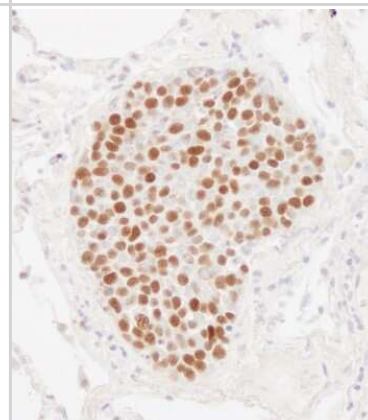


## Images

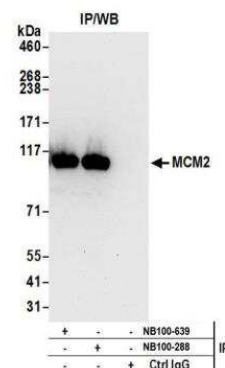
**Western Blot: MCM2 Antibody [NB100-288]** - Detection of human and mouse MCM2 by western blot. Samples: Whole cell lysate (50 ug) from HeLa, HEK293T, Jurkat, mouse TCMK-1, and mouse NIH 3T3 cells prepared using NETN lysis buffer. Antibody: Affinity purified rabbit anti-MCM2 antibody NB100-288 used for WB at 0.1 ug/ml. Detection: Chemiluminescence with an exposure time of 10 seconds.



**Immunohistochemistry-Paraffin: MCM2 Antibody [NB100-288]** - Sample: FFPE section of human small cell lung cancer. Antibody: Affinity purified rabbit anti-MCM2 used at a dilution of 1:1,000 (1ug/ml). Detection: DAB



**Immunoprecipitation: MCM2 Antibody [NB100-288]** - Detection of human MCM2 by western blot of immunoprecipitates. Samples: Whole cell lysate (1.0 mg per IP reaction; 20% of IP loaded) from HEK293T cells prepared using NETN lysis buffer. Antibodies: Affinity purified rabbit anti-MCM2 antibody NB100-288 used for IP at 3 ug per reaction. MCM2 was also immunoprecipitated by rabbit anti-Phospho MCM2 (S108) antibody NB100-639. For blotting immunoprecipitated MCM2, NB100-288 was used at 1 ug/ml. Detection: Chemiluminescence with an exposure time of 10 seconds.



## Publications

Depreux FF, Puckelwartz MJ, Augustynowicz A et al. Disruption of the lamin A and matrin-3 interaction by myopathic LMNA mutations. *Hum. Mol. Genet.* 2015-05-06 [PMID: 25948554]

Hubbi ME, Gilkes DM, Hu H et al. Cyclin-dependent kinases regulate lysosomal degradation of hypoxia-inducible factor 1alpha to promote cell-cycle progression. *Proc Natl Acad Sci U S A.* 2014-07-28 [PMID: 25071185] (WB, Human)

Isaacs JT, D'Antonio JM, Chen S et al. Adaptive auto-regulation of androgen receptor provides a paradigm shifting rationale for bipolar androgen therapy (BAT) for castrate resistant human prostate cancer. *Prostate* 2012-10-01 [PMID: 22396319]

Gueranger Q, Kia A, Frith D et al. Crosslinking of DNA repair and replication proteins to DNA in cells treated with 6-thioguanine and UVA. *Nucleic Acids Res* 2011-07-01 [PMID: 21398635]

Snyder M, Huang XY, Zhang JJ et al. The minichromosome maintenance proteins 2-7 (MCM2-7) are necessary for RNA polymerase II (Pol II)-mediated transcription. *J Biol Chem* 2009-05-01 [PMID: 19318354]

Pacek M, Tutter AV, Kubota Y et al. Localization of MCM2-7, Cdc45, and GINS to the site of DNA unwinding during eukaryotic DNA replication. *Mol Cell* 2006-02-01 [PMID: 16483939]

Hubbi ME, Kshitiz, Gilkes DM et al. A nontranscriptional role for HIF-1alpha as a direct inhibitor of DNA replication. *Sci Signal* 2013-02-12 [PMID: 23405012]

Kadara H, Behrens C, Yuan P et al. A five-gene and corresponding protein signature for stage-I lung adenocarcinoma prognosis *Clin Cancer Res* 2011-03-15 [PMID: 21163870] (IF/IHC, Human)

Hubbi ME, Luo W, Baek JH et al. MCM proteins are negative regulators of hypoxia-inducible factor 1 *Mol Cell* 2011-06-10 [PMID: 21658608] (WB, Human)





### **Novus Biologicals USA**

10730 E. Briarwood Avenue  
Centennial, CO 80112  
USA  
Phone: 303.730.1950  
Toll Free: 1.888.506.6887  
Fax: 303.730.1966  
nb-customerservice@bio-techne.com

### **Bio-Techne Canada**

21 Canmotor Ave  
Toronto, ON M8Z 4E6  
Canada  
Phone: 905.827.6400  
Toll Free: 855.668.8722  
Fax: 905.827.6402  
canada.inquires@bio-techne.com

### **Bio-Techne Ltd**

19 Barton Lane  
Abingdon Science Park  
Abingdon, OX14 3NB, United Kingdom  
Phone: (44) (0) 1235 529449  
Free Phone: 0800 37 34 15  
Fax: (44) (0) 1235 533420  
info.EMEA@bio-techne.com

### **General Contact Information**

www.novusbio.com  
Technical Support: nb-technical@bio-techne.com  
Orders: nb-customerservice@bio-techne.com  
General: novus@novusbio.com

### **Products Related to NB100-288**

---

HAF008	Goat anti-Rabbit IgG Secondary Antibody [HRP]
NB7160	Goat anti-Rabbit IgG (H+L) Secondary Antibody [HRP]
NBP2-24891	Rabbit IgG Isotype Control
NBP2-33954PEP	MCM2 Recombinant Protein Antigen

---

### **Limitations**

This product is for research use only and is not approved for use in humans or in clinical diagnosis. Primary Antibodies are guaranteed for 1 year from date of receipt.

For more information on our 100% guarantee, please visit [www.novusbio.com/guarantee](http://www.novusbio.com/guarantee)

Earn gift cards/discounts by submitting a review: [www.novusbio.com/reviews/submit/NB100-288](http://www.novusbio.com/reviews/submit/NB100-288)

Earn gift cards/discounts by submitting a publication using this product:  
[www.novusbio.com/publications](http://www.novusbio.com/publications)

