

# Product Datasheet

## SAFB Antibody NB100-2593

Unit Size: 0.1 ml

Store at 4C. Do not freeze.

[www.novusbio.com](http://www.novusbio.com)



[technical@novusbio.com](mailto:technical@novusbio.com)

Protocols, Publications, Related Products, Reviews, Research Tools and Images at:  
[www.novusbio.com/NB100-2593](http://www.novusbio.com/NB100-2593)

Updated 9/9/2025 v.20.1

Earn rewards for product  
reviews and publications.

Submit a publication at [www.novusbio.com/publications](http://www.novusbio.com/publications)

Submit a review at [www.novusbio.com/reviews/destination/NB100-2593](http://www.novusbio.com/reviews/destination/NB100-2593)



**NB100-2593**

## SAFB Antibody

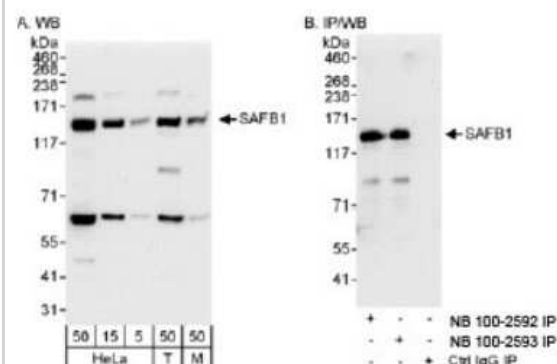
Product Information	
Unit Size	0.1 ml
Concentration	0.2 mg/ml
Storage	Store at 4C. Do not freeze.
Clonality	Polyclonal
Preservative	0.09% Sodium Azide
Isotype	IgG
Purity	Immunogen affinity purified
Buffer	TBS and 0.1% BSA

Product Description	
Description	Novus Biologicals Rabbit SAFB Antibody (NB100-2593) is a polyclonal antibody validated for use in IHC, WB and IP. All Novus Biologicals antibodies are covered by our 100% guarantee.
Host	Rabbit
Gene ID	6294
Gene Symbol	SAFB
Species	Human, Mouse
Immunogen	The immunogen recognized by this antibody maps to a region between residue 875 and the C-terminus (residue 915) of human Scaffold Attachment Factor B using the numbering given in entry NP_002958.2 (GeneID 6294).

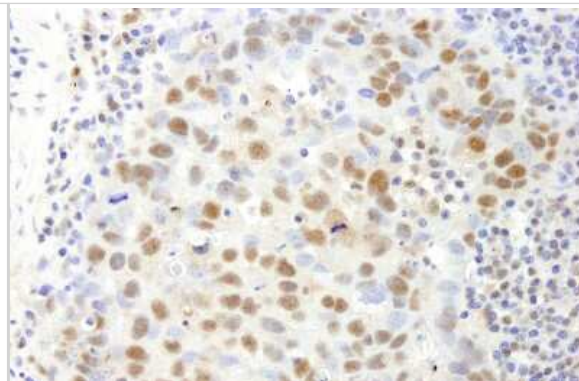
Product Application Details	
Applications	Western Blot, Immunohistochemistry-Paraffin, Immunohistochemistry, Immunoprecipitation
Recommended Dilutions	Western Blot 1:2000-1:10000, Immunohistochemistry 1:10-1:500, Immunoprecipitation 2-5 ug/mg lysate, Immunohistochemistry-Paraffin 1:10-1:500

**Images**

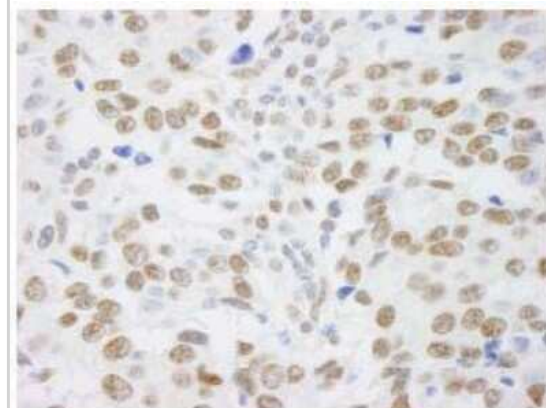
Western Blot: SAFB Antibody [NB100-2593] - Detection of Human and Mouse SAFB1 on HeLa whole cell lysate using NB100-2593. SAFB1 was also immunoprecipitated by rabbit anti-SAFB1 antibody NB100-2592.



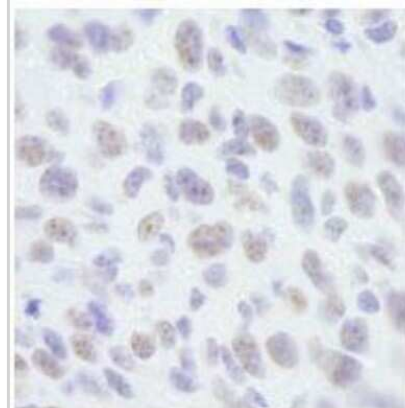
Immunohistochemistry: SAFB Antibody [NB100-2593] - Sample: FFPE section of human breast carcinoma. Antibody: Affinity purified rabbit anti-SAFB1 used at a dilution of 1:200 (1ug/ml). Detection: DAB



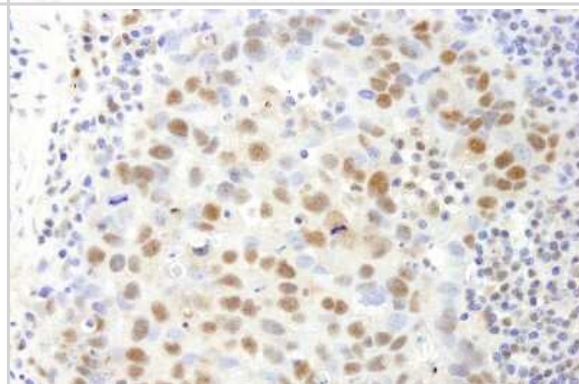
Immunohistochemistry-Paraffin: SAFB Antibody [NB100-2593] - FFPE section of human breast adenocarcinoma. Affinity purified rabbit anti-SAFB1 used at a dilution of 1:250.



Immunohistochemistry-Paraffin: SAFB Antibody [NB100-2593] - FFPE section of mouse squamous cell carcinoma. Affinity purified rabbit anti-SAFB1 used at a dilution of 1:250.



Immunohistochemistry: SAFB Antibody [NB100-2593] - Sample: FFPE section of human breast carcinoma. Antibody: Affinity purified rabbit anti-SAFB1 used at a dilution of 1:200 (1ug/ml). Detection: DAB





### **Novus Biologicals USA**

10730 E. Briarwood Avenue  
Centennial, CO 80112  
USA  
Phone: 303.730.1950  
Toll Free: 1.888.506.6887  
Fax: 303.730.1966  
nb-customerservice@bio-techne.com

### **Bio-Techne Canada**

21 Canmotor Ave  
Toronto, ON M8Z 4E6  
Canada  
Phone: 905.827.6400  
Toll Free: 855.668.8722  
Fax: 905.827.6402  
canada.inquires@bio-techne.com

### **Bio-Techne Ltd**

19 Barton Lane  
Abingdon Science Park  
Abingdon, OX14 3NB, United Kingdom  
Phone: (44) (0) 1235 529449  
Free Phone: 0800 37 34 15  
Fax: (44) (0) 1235 533420  
info.EMEA@bio-techne.com

### **General Contact Information**

www.novusbio.com  
Technical Support: nb-technical@bio-techne.com  
Orders: nb-customerservice@bio-techne.com  
General: novus@novusbio.com

### **Products Related to NB100-2593**

---

NBP2-33376H	Blue Marker Antibody (6F4-F6) [HRP]
HAF008	Goat anti-Rabbit IgG Secondary Antibody [HRP]
NB7160	Goat anti-Rabbit IgG (H+L) Secondary Antibody [HRP]
NBP2-24891	Rabbit IgG Isotype Control

---

### **Limitations**

This product is for research use only and is not approved for use in humans or in clinical diagnosis. Primary Antibodies are guaranteed for 1 year from date of receipt.

For more information on our 100% guarantee, please visit [www.novusbio.com/guarantee](http://www.novusbio.com/guarantee)

Earn gift cards/discounts by submitting a review: [www.novusbio.com/reviews/submit/NB100-2593](http://www.novusbio.com/reviews/submit/NB100-2593)

Earn gift cards/discounts by submitting a publication using this product:  
[www.novusbio.com/publications](http://www.novusbio.com/publications)

