

Product Datasheet

14-3-3 sigma/Stratifin Antibody NB100-2465

Unit Size: 0.1 mg

Store at -20C. Avoid freeze-thaw cycles.

www.novusbio.com



technical@novusbio.com

Publications: 1

Protocols, Publications, Related Products, Reviews, Research Tools and Images at:
www.novusbio.com/NB100-2465

Updated 9/9/2025 v.20.1

Earn rewards for product
reviews and publications.

Submit a publication at www.novusbio.com/publications

Submit a review at www.novusbio.com/reviews/destination/NB100-2465



NB100-2465

14-3-3 sigma/Stratifin Antibody

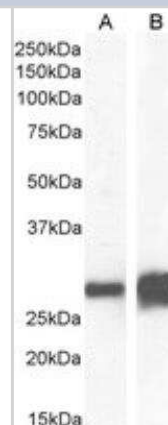
Product Information	
Unit Size	0.1 mg
Concentration	0.5 mg/ml
Storage	Store at -20C. Avoid freeze-thaw cycles.
Clonality	Polyclonal
Preservative	0.02% Sodium Azide
Isotype	IgG
Purity	Immunogen affinity purified
Buffer	Tris saline (20 mM Tris pH 7.3, 150 mM NaCl), 0.5% BSA

Product Description	
Description	Novus Biologicals Goat 14-3-3 sigma/Stratifin Antibody (NB100-2465) is a polyclonal antibody validated for use in IHC, WB and ELISA. Anti-14-3-3 sigma/Stratifin Antibody: Cited in 1 publication. All Novus Biologicals antibodies are covered by our 100% guarantee.
Host	Goat
Gene ID	2810
Gene Symbol	SFN
Species	Human, Mouse, Rat
Immunogen	Peptide with sequence C-DLHTLSEDSYKDST corresponding to internal region according to NP_006133.1.

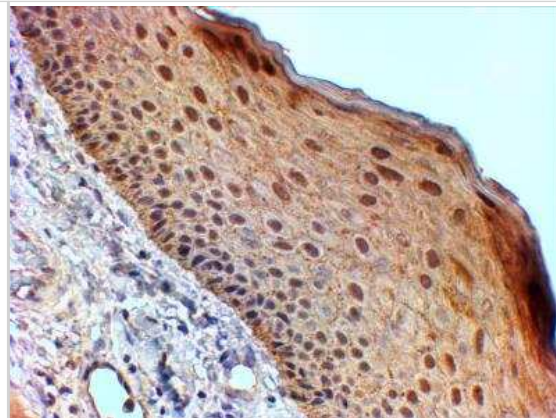
Product Application Details	
Applications	Western Blot, Immunohistochemistry-Paraffin, Immunohistochemistry, Peptide ELISA
Recommended Dilutions	Western Blot 0.03 - 0.1 ug/mL, Immunohistochemistry 2 - 4 ug/mL, Immunohistochemistry-Paraffin 2 - 4 ug/mL, Peptide ELISA Detection limit 1:16000
Application Notes	WB: Approx. 28 kDa band observed in human skin lysates (calculated MW of 27.8 kDa band according to NP_006133.1). IHC-P: Human skin shows strong nuclear staining in selected cells of the basal layer.

Images

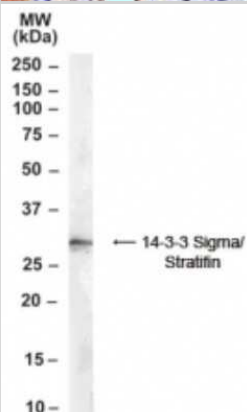
Western Blot: 14-3-3 sigma/Stratifin Antibody [NB100-2465] - Staining of Mouse (A) and Rat (B) Skin lysate (35 ug protein in RIPA buffer). Antibody at 0.03 ug/mL. Detected by chemiluminescence.



Immunohistochemistry-Paraffin: 14-3-3 sigma/Stratifin Antibody [NB100-2465] - Staining of paraffin embedded human skin. Antibody at 2 ug/mL. Steamed antigen retrieval with Tris/EDTA buffer pH 9, HRP-staining. Image shows strong nuclear staining in selected cells of the basal layer.



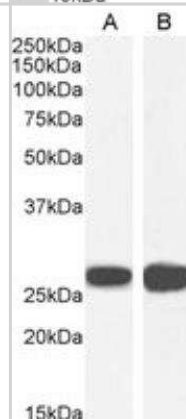
Western Blot: 14-3-3 sigma/Stratifin Antibody [NB100-2465] - (0.1ug/ml) staining of human skin lysate (35ug protein in RIPA buffer). Primary incubation was 1 hour. Detected by chemiluminescence.



Western Blot: 14-3-3 sigma/Stratifin Antibody [NB100-2465] - Staining of human skin lysate (35 ug protein in RIPA buffer). Antibody at 0.03 ug/mL. Primary incubation was 1 hour. Detected by chemiluminescence.



Western Blot: 14-3-3 sigma/Stratifin Antibody [NB100-2465] - Staining of A431 (A) and U2OS (B) cell lysate (35 ug protein in RIPA buffer). Antibody at 0.03 ug/mL. Detected by chemiluminescence.



Publications

Lodygin D, Hermeking H. The role of epigenetic inactivation of 14-3-3sigma in human cancer. Cell Res 2005-04-01 [PMID: 15857578]



Novus Biologicals USA

10730 E. Briarwood Avenue
Centennial, CO 80112
USA
Phone: 303.730.1950
Toll Free: 1.888.506.6887
Fax: 303.730.1966
nb-customerservice@bio-techne.com

Bio-Techne Canada

21 Canmotor Ave
Toronto, ON M8Z 4E6
Canada
Phone: 905.827.6400
Toll Free: 855.668.8722
Fax: 905.827.6402
canada.inquires@bio-techne.com

Bio-Techne Ltd

19 Barton Lane
Abingdon Science Park
Abingdon, OX14 3NB, United Kingdom
Phone: (44) (0) 1235 529449
Free Phone: 0800 37 34 15
Fax: (44) (0) 1235 533420
info.EMEA@bio-techne.com

General Contact Information

www.novusbio.com
Technical Support: nb-technical@bio-techne.com
Orders: nb-customerservice@bio-techne.com
General: novus@novusbio.com

Products Related to NB100-2465

NB820-59254	Human Skin Whole Tissue Lysate (Adult Whole Normal)
NBP2-33376H	Blue Marker Antibody (6F4-F6) [HRP]
HAF017	Rabbit anti-Goat IgG Secondary Antibody [HRP (Horseradish Peroxidase)]
HAF109	Donkey anti-Goat IgG Secondary Antibody [HRP (Horseradish Peroxidase)]
NB410-28088-1mg	Goat IgG Isotype Control

Limitations

This product is for research use only and is not approved for use in humans or in clinical diagnosis. Primary Antibodies are guaranteed for 1 year from date of receipt.

For more information on our 100% guarantee, please visit www.novusbio.com/guarantee

Earn gift cards/discounts by submitting a review: www.novusbio.com/reviews/submit/NB100-2465

Earn gift cards/discounts by submitting a publication using this product:
www.novusbio.com/publications



