

Product Datasheet

TCF-12/HTF4 Antibody - BSA Free NB100-2337

Unit Size: 100 ul

Store at 4C. Do not freeze.

www.novusbio.com



technical@novusbio.com

Protocols, Publications, Related Products, Reviews, Research Tools and Images at:
www.novusbio.com/NB100-2337

Updated 9/9/2025 v.20.1

Earn rewards for product
reviews and publications.

Submit a publication at www.novusbio.com/publications

Submit a review at www.novusbio.com/reviews/destination/NB100-2337



NB100-2337

TCF-12/HTF4 Antibody - BSA Free

Product Information	
Unit Size	100 ul
Concentration	1.0 mg/ml
Storage	Store at 4C. Do not freeze.
Clonality	Polyclonal
Preservative	0.09% Sodium Azide
Isotype	IgG
Purity	Immunogen affinity purified
Buffer	Tris-Citrate/Phosphate (pH 7.0 - 8.0)

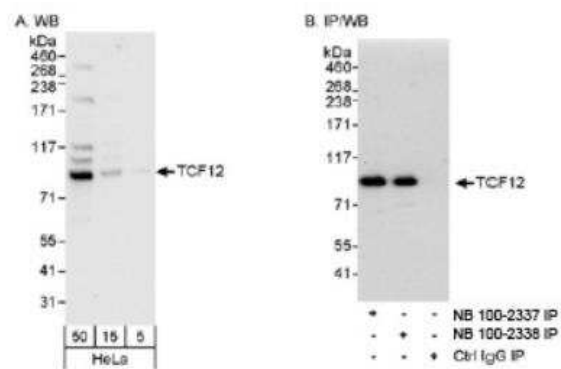
Product Description	
Description	Novus Biologicals Rabbit TCF-12/HTF4 Antibody - BSA Free (NB100-2337) is a polyclonal antibody validated for use in IHC, WB and IP. All Novus Biologicals antibodies are covered by our 100% guarantee.
Host	Rabbit
Gene ID	6938
Gene Symbol	TCF12
Species	Human
Immunogen	The immunogen recognized by this antibody maps to a region between residue 1 and 50 of human Transcription Factor 12 using the numbering given in entry NP_996919.1 (GeneID 6938).

Product Application Details	
Applications	Western Blot, Immunohistochemistry-Paraffin, Immunohistochemistry, Immunoprecipitation
Recommended Dilutions	Western Blot 1:2000-1:10000, Immunohistochemistry 1:10-1:500, Immunoprecipitation 2-5 ug/mg lysate, Immunohistochemistry-Paraffin 1:10-1:500
Application Notes	Epitope retrieval with Tris-EDTA pH9.0 is recommended for FFPE tissue sections.

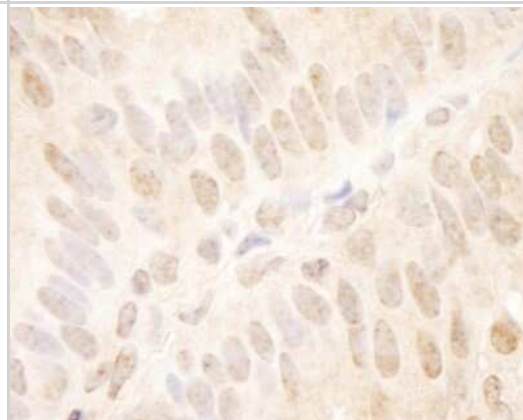


Images

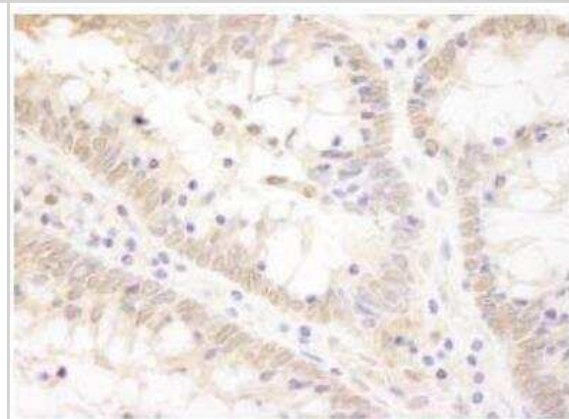
Western Blot: TCF-12/HTF4 Antibody [NB100-2337] - Detection of Human TCF12 on HeLa whole cell lysate using NB100-2337. TCF12 was also immunoprecipitated using rabbit anti-TCF12 antibody NB100-2338.



Immunohistochemistry: TCF-12/HTF4 Antibody [NB100-2337] - Sample: FFPE section of human breast carcinoma. Antibody: Affinity purified rabbit anti- TCF12 used at a dilution of 1:1,000 (1ug/ml). Detection: DAB



Immunohistochemistry-Paraffin: TCF-12/HTF4 Antibody [NB100-2337] - FFPE section of human colon carcinoma. Affinity purified rabbit anti-TCF12 used at a dilution of 1:250.





Novus Biologicals USA

10730 E. Briarwood Avenue
Centennial, CO 80112
USA
Phone: 303.730.1950
Toll Free: 1.888.506.6887
Fax: 303.730.1966
nb-customerservice@bio-techne.com

Bio-Techne Canada

21 Canmotor Ave
Toronto, ON M8Z 4E6
Canada
Phone: 905.827.6400
Toll Free: 855.668.8722
Fax: 905.827.6402
canada.inquires@bio-techne.com

Bio-Techne Ltd

19 Barton Lane
Abingdon Science Park
Abingdon, OX14 3NB, United Kingdom
Phone: (44) (0) 1235 529449
Free Phone: 0800 37 34 15
Fax: (44) (0) 1235 533420
info.EMEA@bio-techne.com

General Contact Information

www.novusbio.com
Technical Support: nb-technical@bio-techne.com
Orders: nb-customerservice@bio-techne.com
General: novus@novusbio.com

Products Related to NB100-2337

NBL1-16771	TCF-12/HTF4 Overexpression Lysate
NBP2-33376H	Blue Marker Antibody (6F4-F6) [HRP]
HAF008	Goat anti-Rabbit IgG Secondary Antibody [HRP]
NB7160	Goat anti-Rabbit IgG (H+L) Secondary Antibody [HRP]
NBP2-24891	Rabbit IgG Isotype Control

Limitations

This product is for research use only and is not approved for use in humans or in clinical diagnosis. Primary Antibodies are guaranteed for 1 year from date of receipt.

For more information on our 100% guarantee, please visit www.novusbio.com/guarantee

Earn gift cards/discounts by submitting a review: www.novusbio.com/reviews/submit/NB100-2337

Earn gift cards/discounts by submitting a publication using this product:
www.novusbio.com/publications

