

Product Datasheet

UbcH7/UBE2L3 Antibody - BSA Free NB100-2265

Unit Size: 100 uL

Store at 4C. Do not freeze.

www.novusbio.com



technical@novusbio.com

Reviews: 1 Publications: 3

Protocols, Publications, Related Products, Reviews, Research Tools and Images at:
www.novusbio.com/NB100-2265

Updated 9/9/2025 v.20.1

**Earn rewards for product
reviews and publications.**

Submit a publication at www.novusbio.com/publications

Submit a review at www.novusbio.com/reviews/destination/NB100-2265



NB100-2265

Ubch7/UBE2L3 Antibody - BSA Free

Product Information	
Unit Size	100 uL
Concentration	1.0 mg/ml
Storage	Store at 4C. Do not freeze.
Clonality	Polyclonal
Preservative	0.09% Sodium Azide
Isotype	IgG
Purity	Immunogen affinity purified
Buffer	Tris-Citrate/Phosphate (pH 7.0 - 8.0)

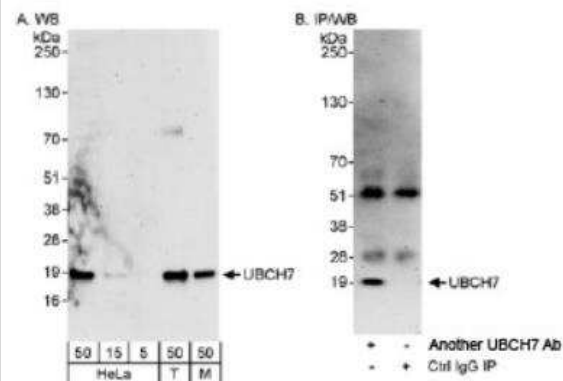
Product Description	
Description	Novus Biologicals Rabbit Ubch7/UBE2L3 Antibody - BSA Free (NB100-2265) is a polyclonal antibody validated for use in IHC, WB and IP. Anti-Ubch7/UBE2L3 Antibody: Cited in 3 publications. All Novus Biologicals antibodies are covered by our 100% guarantee.
Host	Rabbit
Gene ID	7332
Gene Symbol	UBE2L3
Species	Human, Mouse
Immunogen	The immunogen recognized by this antibody maps to a region between residue 100 and the C-terminus (residue 154) of human Ubiquitin-Conjugating Enzyme H7 using the numbering given in entry NP_003338.1 (GeneID 7332).

Product Application Details	
Applications	Western Blot, Immunohistochemistry-Paraffin, Immunohistochemistry, Immunoprecipitation
Recommended Dilutions	Western Blot 1:2000 - 1:10000, Immunohistochemistry 1:1000 - 1:5000, Immunoprecipitation 2 - 5 ug / mg lysate, Immunohistochemistry-Paraffin 1:1000 - 1:5000
Application Notes	This Ubch7/UBE2L3 antibody is validated for IHC-P from a verified customer review. Epitope retrieval with citrate buffer pH 6.0 is recommended for FFPE tissue sections. Immunoprecipitation: efficiency in IP is low.

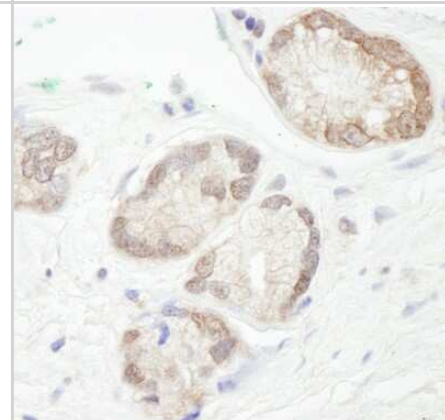


Images

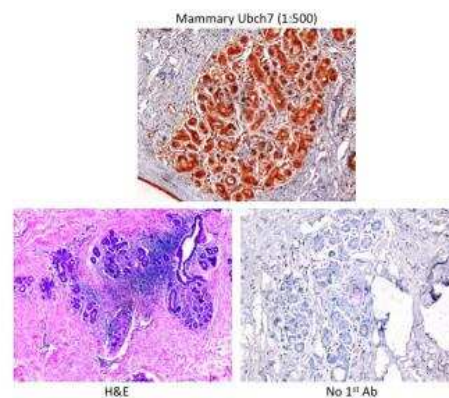
Western Blot: Ubch7/UBE2L3 Antibody [NB100-2265] - Detection of Human and Mouse UBCH7 one HeLa whole cell lysate using NB100-2265.



Immunohistochemistry-Paraffin: Ubch7/UBE2L3 Antibody [NB100-2265] - FFPE section of human prostate carcinoma. Affinity purified rabbit anti-UBCH7 antibody used at a dilution of 1:1000 (1 ug/mL). Detection: DAB.



Immunohistochemistry-Paraffin: Ubch7/UBE2L3 Antibody [NB100-2265] - Human breast tumors stained with Ubch7 antibody. IHC-P image submitted by a verified customer review.



Publications

Mayca Pozo F, Geng X, Tamagno I et al. MYO10 drives genomic instability and inflammation in cancer *Science Advances* 2021-09-17 [PMID: 34524844] (Western Blot, Human)

Mayca Pozo, F;Geng, X;Miyagi, M;Amin, AL;Huang, AY;Zhang, Y; MYO10 regulates genome stability and cancer inflammation through mediating mitosis *Cell reports* 2023-05-30 [PMID: 37200188]

Mayca Pozo F, Tang J, Bonk KW et al. Regulatory crosstalk determines the cellular levels of 53BP1, a critical factor in DNA repair. *J. Biol. Chem.* 2017-03-02 [PMID: 28255090] (WB, Human)



Novus Biologicals USA

10730 E. Briarwood Avenue
Centennial, CO 80112
USA
Phone: 303.730.1950
Toll Free: 1.888.506.6887
Fax: 303.730.1966
nb-customerservice@bio-techne.com

Bio-Techne Canada

21 Canmotor Ave
Toronto, ON M8Z 4E6
Canada
Phone: 905.827.6400
Toll Free: 855.668.8722
Fax: 905.827.6402
canada.inquires@bio-techne.com

Bio-Techne Ltd

19 Barton Lane
Abingdon Science Park
Abingdon, OX14 3NB, United Kingdom
Phone: (44) (0) 1235 529449
Free Phone: 0800 37 34 15
Fax: (44) (0) 1235 533420
info.EMEA@bio-techne.com

General Contact Information

www.novusbio.com
Technical Support: nb-technical@bio-techne.com
Orders: nb-customerservice@bio-techne.com
General: novus@novusbio.com

Products Related to NB100-2265

NBL1-17537	Ubch7/UBE2L3 Overexpression Lysate
NBP2-33376H	Blue Marker Antibody (6F4-F6) [HRP]
HAF008	Goat anti-Rabbit IgG Secondary Antibody [HRP]
NB7160	Goat anti-Rabbit IgG (H+L) Secondary Antibody [HRP]
NBP2-24891	Rabbit IgG Isotype Control

Limitations

This product is for research use only and is not approved for use in humans or in clinical diagnosis. Primary Antibodies are guaranteed for 1 year from date of receipt.

For more information on our 100% guarantee, please visit www.novusbio.com/guarantee

Earn gift cards/discounts by submitting a review: www.novusbio.com/reviews/submit/NB100-2265

Earn gift cards/discounts by submitting a publication using this product:
www.novusbio.com/publications

