

Product Datasheet

NUP214 Antibody NB100-2244

Unit Size: 0.1 ml

Store at 4C. Do not freeze.

www.novusbio.com



technical@novusbio.com

Publications: 1

Protocols, Publications, Related Products, Reviews, Research Tools and Images at:
www.novusbio.com/NB100-2244

Updated 9/9/2025 v.20.1

Earn rewards for product
reviews and publications.

Submit a publication at www.novusbio.com/publications

Submit a review at www.novusbio.com/reviews/destination/NB100-2244



NB100-2244

NUP214 Antibody

Product Information	
Unit Size	0.1 ml
Concentration	0.2 mg/ml
Storage	Store at 4C. Do not freeze.
Clonality	Polyclonal
Preservative	0.09% Sodium Azide
Isotype	IgG
Purity	Immunogen affinity purified
Buffer	TBS and 0.1% BSA

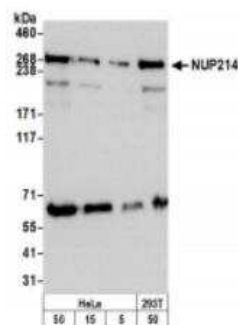
Product Description	
Description	Novus Biologicals Rabbit NUP214 Antibody (NB100-2244) is a polyclonal antibody validated for use in IHC, WB and IP. Anti-NUP214 Antibody: Cited in 1 publication. All Novus Biologicals antibodies are covered by our 100% guarantee.
Host	Rabbit
Gene ID	8021
Gene Symbol	NUP214
Species	Human
Immunogen	The immunogen recognized by this antibody maps to a region between residue 1250 and 1300 of human Nucleoporin 214 using the numbering given in entry NP_005076.3 (GeneID 8021).

Product Application Details	
Applications	Western Blot, Immunohistochemistry-Paraffin, Immunohistochemistry, Immunoprecipitation
Recommended Dilutions	Western Blot 1:2000-1:10000, Immunohistochemistry, Immunoprecipitation 2-10 ug/mg lysate, Immunohistochemistry-Paraffin 1:100- 1:500
Application Notes	Epitope retrieval with citrate buffer pH6.0 is recommended for FFPE tissue sections.



Images

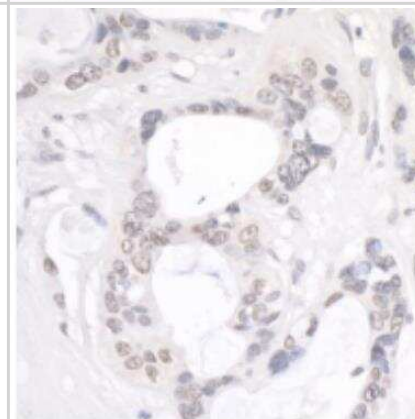
Western Blot: NUP214 Antibody [NB100-2244] - Whole cell lysate from HeLa (5, 15 and 50 ug), and HEK293T (50ug) cells prepared using NETN lysis buffer. Antibody: Affinity purified rabbit anti-NUP214 antibody used for WB at 0.1 ug/ml. Detection: Chemiluminescence with an exposure time of 30 seconds.



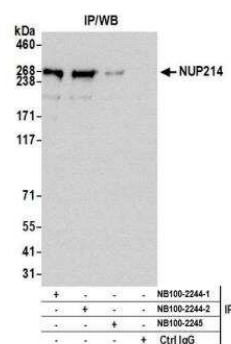
Immunohistochemistry-Paraffin: NUP214 Antibody [NB100-2244] - Section of ovarian carcinoma. Antibody: Affinity purified rabbit anti-NUP214 used at a dilution of 1:200 (1ug/ml). Detection: DAB



Immunohistochemistry-Paraffin: NUP214 Antibody [NB100-2244] - Section of ovarian carcinoma. Antibody: Affinity purified rabbit anti-NUP214 used at a dilution of 1:200 (1ug/ml). Detection: DAB



Immunoprecipitation: NUP214 Antibody [NB100-2244] - Detection of human NUP214 by western blot of immunoprecipitates. Samples: Whole cell lysate (0.5 or 1.0 mg per IP reaction; 20% of IP loaded) from HeLa cells prepared using NETN lysis buffer. Antibodies: Affinity purified rabbit anti-NUP214 antibody NB100-2244 (lot 2) used for IP at 6 ug per reaction. NUP214 was also immunoprecipitated by a previous lot of this antibody (lot 1) and rabbit anti-NUP214 antibody NB100-2245. For blotting immunoprecipitated NUP214, NB100-2244 was used at 0.4 ug/ml. Detection: Chemiluminescence with an exposure time of 30 seconds.



Publications

Yu SH, Boyce M, Wands AM et al. Metabolic labeling enables selective photocrosslinking of O-GlcNAc-modified proteins to their binding partners. Proc Natl Acad Sci U S A 2012-03-01 [PMID: 22411826]



Novus Biologicals USA

10730 E. Briarwood Avenue
Centennial, CO 80112
USA
Phone: 303.730.1950
Toll Free: 1.888.506.6887
Fax: 303.730.1966
nb-customerservice@bio-techne.com

Bio-Techne Canada

21 Canmotor Ave
Toronto, ON M8Z 4E6
Canada
Phone: 905.827.6400
Toll Free: 855.668.8722
Fax: 905.827.6402
canada.inquires@bio-techne.com

Bio-Techne Ltd

19 Barton Lane
Abingdon Science Park
Abingdon, OX14 3NB, United Kingdom
Phone: (44) (0) 1235 529449
Free Phone: 0800 37 34 15
Fax: (44) (0) 1235 533420
info.EMEA@bio-techne.com

General Contact Information

www.novusbio.com
Technical Support: nb-technical@bio-techne.com
Orders: nb-customerservice@bio-techne.com
General: novus@novusbio.com

Products Related to NB100-2244

NBP2-33376H	Blue Marker Antibody (6F4-F6) [HRP]
HAF008	Goat anti-Rabbit IgG Secondary Antibody [HRP]
NB7160	Goat anti-Rabbit IgG (H+L) Secondary Antibody [HRP]
NBP2-24891	Rabbit IgG Isotype Control

Limitations

This product is for research use only and is not approved for use in humans or in clinical diagnosis. Primary Antibodies are guaranteed for 1 year from date of receipt.

For more information on our 100% guarantee, please visit www.novusbio.com/guarantee

Earn gift cards/discounts by submitting a review: www.novusbio.com/reviews/submit/NB100-2244

Earn gift cards/discounts by submitting a publication using this product:
www.novusbio.com/publications

