

Product Datasheet

PARP2 Antibody - Unpurified NB100-185

Unit Size: 0.1 ml

Store at 4C short term. Aliquot and store at -20C long term. Avoid freeze-thaw cycles.

www.novusbio.com



technical@novusbio.com

Publications: 10

Protocols, Publications, Related Products, Reviews, Research Tools and Images at:
www.novusbio.com/NB100-185

Updated 9/9/2025 v.20.1

Earn rewards for product
reviews and publications.

Submit a publication at www.novusbio.com/publications

Submit a review at www.novusbio.com/reviews/destination/NB100-185



NB100-185**PARP2 Antibody - Unpurified**

Product Information	
Unit Size	0.1 ml
Concentration	Please see the vial label for concentration. If unlisted please contact technical services.
Storage	Store at 4C short term. Aliquot and store at -20C long term. Avoid freeze-thaw cycles.
Clonality	Polyclonal
Preservative	0.02% Sodium Azide
Isotype	IgG
Purity	Whole Antiserum
Buffer	PBS
Target Molecular Weight	66 kDa

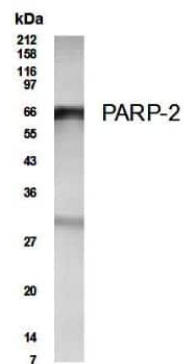
Product Description	
Description	Novus Biologicals Rabbit PARP2 Antibody - Unpurified (NB100-185) is a polyclonal antibody validated for use in WB. Anti-PARP2 Antibody: Cited in 10 publications. All Novus Biologicals antibodies are covered by our 100% guarantee.
Host	Rabbit
Gene ID	10038
Gene Symbol	PARP2
Species	Human
Specificity/Sensitivity	N-terminus of human PARP 2
Immunogen	Residues 43-59 [QRQESKKMPVAGGKANK] of the 62 kDa human PARP-2 protein.

Product Application Details	
Applications	Western Blot
Recommended Dilutions	Western Blot 1:250-1:500
Application Notes	This antibody can be used for western blot, where the predicted molecular weight is 66 kDa. The observed molecular weight of the protein may vary from the listed predicted molecular weight due to post translational modifications, post translation cleavages, relative charges, and other experimental factors.

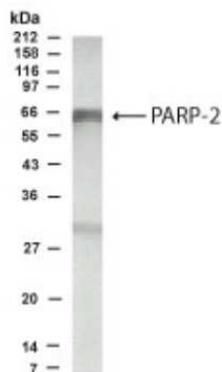


Images

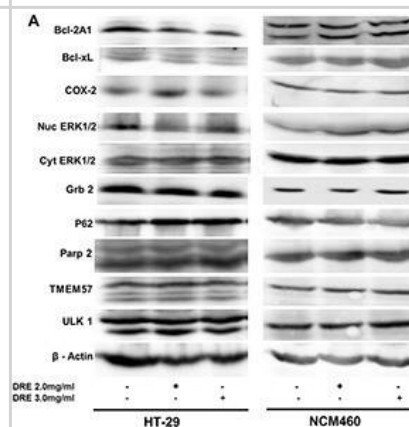
Western Blot: PARP2 Antibody [NB100-185] - Detection of PARP2 in NIH/3T3 cell lysate with polyclonal PARP2 antibody at a dilution of 1:250



Western Blot: PARP2 Antibody [NB100-185] - Western blot of analysis of PARP2 in 3T3 cell lysate using NB100-185 at 1:250 dilution.



Western Blot: PARP2 Antibody [NB100-185] - Activation of signaling pathways by dandelion root extract. Western blots of proteins involved in programmed cell death and cell survival and inflammation. The protein levels, including ULK1 (NBP2-24738), Bcl-2 related protein A1 (NBP1-76715), and PARP2 (NB100-185) corresponded to the mRNA levels obtained during the gene expression analysis. Image collected and cropped by CiteAb from the following publication (<https://pubmed.ncbi.nlm.nih.gov/27564258/>) licensed under a CC-BY license.



Publications

Hutzen , Brian, Bid , Hemant K, Houghton , Peter J, Pierson , Christop, Powell , Kimerly, Bratasz , Anna, Raffel , Corey, Studebaker , Adam W Treatment of medulloblastoma with oncolytic measles viruses expressing the angiogenesis inhibitors endostatin and angiostatin. BMC Cancer, 2014-03-19;14(0):206. 2014-03-19 [PMID: 24646176]

Lal S, Raffel C. Using Cystine knot Proteins as a Novel Approach to Retarget Oncolytic Measles Virus. Molecular Therapy-Oncolytics. [PMID: 29367943]

Hutzen B, Pierson CR, Russell SJ et al. Treatment of medulloblastoma using an oncolytic measles virus encoding the thyroidal sodium iodide symporter shows enhanced efficacy with radioiodine BMC Cancer 2012-11-07 [PMID: 23134812]

Chumanevich AA, Causey CP, Knuckley BA et al. Suppression of colitis in mice by Cl-amidine: a novel peptidylarginine deiminase inhibitor. Am J Physiol Gastrointest Liver Physiol. 2011-06-01 [PMID: 21415415]

Friedrich K, Hanauer JR, Prufer S et al. DARPIn-targeting of Measles Virus: Unique Bispecificity, Effective Oncolysis, and Enhanced Safety. Mol Ther 2013-02-05 [PMID: 23380817]

Studebaker AW, Hutzen B, Pierson CR, Russell SJ, Galanis E, Raffel C. Oncolytic measles virus prolongs survival in a murine model of cerebral spinal fluid-disseminated medulloblastoma. Neuro Oncol. 2012-02-03 [PMID: 22307474]

Struyf S, Noppen S, Loos T, Mortier A, Gouwy M, Verbeke H, Huskens D, Luangsay S, Parmentier M, Geboes K, Schols D, Van Damme J, Proost P Citrullination of CXCL12 differentially reduces CXCR4 and CXCR7 binding with loss of inflammatory and anti-HIV-1 activity via CXCR4. J. Immunol., 2009-01-01;182(1):666-74. 2009-01-01 [PMID: 19109200]

Hiroshi Katoh, Tsuyoshi Sekizuka, Yuichiro Nakatsu, Reiko Nakagawa, Naganori Nao, Masafumi Sakata, Fumihiro Kato, Makoto Kuroda, Minoru Kidokoro, Makoto Takeda, Rachel Fearn The R2TP complex regulates paramyxovirus RNA synthesis PLoS Pathogens 2019-05-23 [PMID: 31121004]

Studebaker AW, Hutzen B, Pierson CR et al. Oncolytic measles virus efficacy in murine xenograft models of atypical teratoid rhabdoid tumors Neuro-oncology 2015-04-02 [PMID: 25838138]

Ovadje P, Ammar S, Guerrero Ja et al. Dandelion root extract affects colorectal cancer proliferation and survival through the activation of multiple death signalling pathways. Oncotarget 2016-08-22 [PMID: 27564258] (WB)





Novus Biologicals USA

10730 E. Briarwood Avenue
Centennial, CO 80112
USA
Phone: 303.730.1950
Toll Free: 1.888.506.6887
Fax: 303.730.1966
nb-customerservice@bio-techne.com

Bio-Techne Canada

21 Canmotor Ave
Toronto, ON M8Z 4E6
Canada
Phone: 905.827.6400
Toll Free: 855.668.8722
Fax: 905.827.6402
canada.inquires@bio-techne.com

Bio-Techne Ltd

19 Barton Lane
Abingdon Science Park
Abingdon, OX14 3NB, United Kingdom
Phone: (44) (0) 1235 529449
Free Phone: 0800 37 34 15
Fax: (44) (0) 1235 533420
info.EMEA@bio-techne.com

General Contact Information

www.novusbio.com
Technical Support: nb-technical@bio-techne.com
Orders: nb-customerservice@bio-techne.com
General: novus@novusbio.com

Products Related to NB100-185

NBP2-33376H	Blue Marker Antibody (6F4-F6) [HRP]
HAF008	Goat anti-Rabbit IgG Secondary Antibody [HRP]
NB7160	Goat anti-Rabbit IgG (H+L) Secondary Antibody [HRP]
NBP2-24891	Rabbit IgG Isotype Control

Limitations

This product is for research use only and is not approved for use in humans or in clinical diagnosis. Primary Antibodies are guaranteed for 1 year from date of receipt.

For more information on our 100% guarantee, please visit www.novusbio.com/guarantee

Earn gift cards/discounts by submitting a review: www.novusbio.com/reviews/submit/NB100-185

Earn gift cards/discounts by submitting a publication using this product:
www.novusbio.com/publications

