

Product Datasheet

S100A6 Antibody (7D11) - BSA Free NB100-1765

Unit Size: 0.1 ml

Store at 4C short term. Aliquot and store at -20C long term. Avoid freeze-thaw cycles.

www.novusbio.com



technical@novusbio.com

Reviews: 1

Protocols, Publications, Related Products, Reviews, Research Tools and Images at:
www.novusbio.com/NB100-1765

Updated 1/19/2026 v.20.1

**Earn rewards for product
reviews and publications.**

Submit a publication at www.novusbio.com/publications

Submit a review at www.novusbio.com/reviews/destination/NB100-1765



NB100-1765

S100A6 Antibody (7D11) - BSA Free

Product Information	
Unit Size	0.1 ml
Concentration	1 mg/ml
Storage	Store at 4C short term. Aliquot and store at -20C long term. Avoid freeze-thaw cycles.
Clonality	Monoclonal
Clone	7D11
Preservative	0.03% Sodium Azide
Isotype	IgG1
Purity	Protein G purified
Buffer	PBS


Product Description	
Description	Novus Biologicals Mouse S100A6 Antibody (7D11) - BSA Free (NB100-1765) is a monoclonal antibody validated for use in IHC, WB and ELISA. All Novus Biologicals antibodies are covered by our 100% guarantee.
Host	Mouse
Gene ID	6277
Gene Symbol	S100A6
Species	Human
Immunogen	Purified recombinant fragment of calyculin expressed in E. Coli.

Product Application Details	
Applications	Western Blot, Immunohistochemistry-Paraffin, ELISA, Immunohistochemistry
Recommended Dilutions	Western Blot 1:500 - 1:2000, ELISA 1:10000, Immunohistochemistry 1:200 - 1:1000, Immunohistochemistry-Paraffin 1:200 - 1:1000

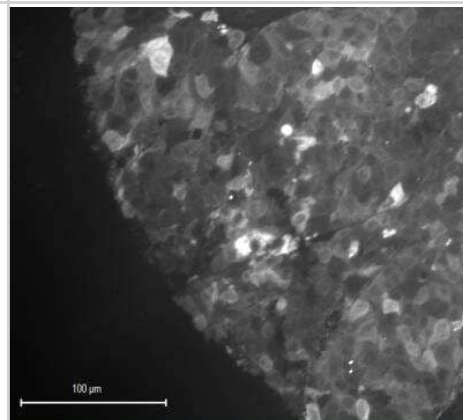


Images

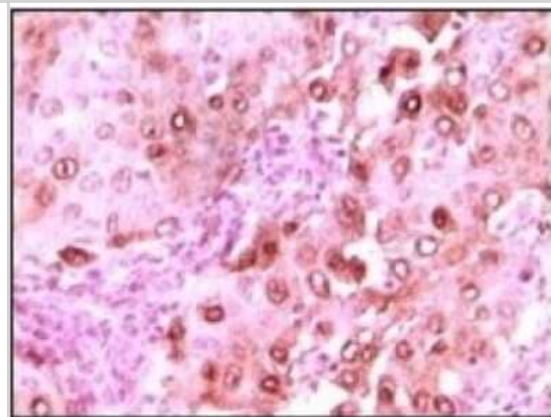
Western Blot: S100A6 Antibody (7D11A8) [NB100-1765] - Analysis using calyculin mouse mAb against truncated calyculin recombinant protein.



Immunohistochemistry-Paraffin: S100A6 Antibody (7D11) [NB100-1765] - Human malignant melanoma stained with ATTO550 conjugated S100A6 antibody. Image from verified customer review.



Immunohistochemistry-Paraffin: S100A6 Antibody (7D11A8) [NB100-1765] - Analysis of human brain glioma tissue showing nuclear localization using calyculin mouse mAb with DAB staining.





Novus Biologicals USA

10730 E. Briarwood Avenue
Centennial, CO 80112
USA
Phone: 303.730.1950
Toll Free: 1.888.506.6887
Fax: 303.730.1966
nb-customerservice@bio-techne.com

Bio-Techne Canada

21 Canmotor Ave
Toronto, ON M8Z 4E6
Canada
Phone: 905.827.6400
Toll Free: 855.668.8722
Fax: 905.827.6402
canada.inquires@bio-techne.com

Bio-Techne Ltd

19 Barton Lane
Abingdon Science Park
Abingdon, OX14 3NB, United Kingdom
Phone: (44) (0) 1235 529449
Free Phone: 0800 37 34 15
Fax: (44) (0) 1235 533420
info.EMEA@bio-techne.com

General Contact Information

www.novusbio.com
Technical Support: nb-technical@bio-techne.com
Orders: nb-customerservice@bio-techne.com
General: novus@novusbio.com

Products Related to NB100-1765

NBL1-15658	S100A6 Overexpression Lysate
NBP2-33376H	Blue Marker Antibody (6F4-F6) [HRP]
HAF007	Goat anti-Mouse IgG Secondary Antibody [HRP]
NB7539	Goat anti-Mouse IgG (H+L) Secondary Antibody [HRP]
NBP1-97005-0.5mg	Mouse IgG1 Isotype Control (MG1)

Limitations

This product is for research use only and is not approved for use in humans or in clinical diagnosis. Primary Antibodies are guaranteed for 1 year from date of receipt.

For more information on our 100% guarantee, please visit www.novusbio.com/guarantee

Earn gift cards/discounts by submitting a review: www.novusbio.com/reviews/submit/NB100-1765

Earn gift cards/discounts by submitting a publication using this product:
www.novusbio.com/publications

