

Product Datasheet

RXR beta/NR2B2 Antibody NB100-1467

Unit Size: 0.1 mg

Store at -20C. Avoid freeze-thaw cycles.

www.novusbio.com



technical@novusbio.com

Publications: 1

Protocols, Publications, Related Products, Reviews, Research Tools and Images at:
www.novusbio.com/NB100-1467

Updated 9/9/2025 v.20.1

Earn rewards for product
reviews and publications.

Submit a publication at www.novusbio.com/publications

Submit a review at www.novusbio.com/reviews/destination/NB100-1467



NB100-1467

RXR beta/NR2B2 Antibody

Product Information	
Unit Size	0.1 mg
Concentration	0.5 mg/ml
Storage	Store at -20C. Avoid freeze-thaw cycles.
Clonality	Polyclonal
Preservative	0.02% Sodium Azide
Isotype	IgG
Purity	Immunogen affinity purified
Buffer	Tris saline (20 mM Tris pH 7.3, 150 mM NaCl), 0.5% BSA

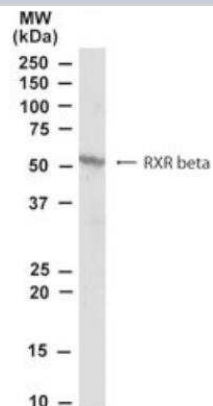
Product Description	
Description	Novus Biologicals Goat RXR beta/NR2B2 Antibody (NB100-1467) is a polyclonal antibody validated for use in WB and ELISA. Anti-RXR beta/NR2B2 Antibody: Cited in 1 publication. All Novus Biologicals antibodies are covered by our 100% guarantee.
Host	Goat
Gene ID	6257
Gene Symbol	RXRB
Species	Human
Specificity/Sensitivity	This antibody is expected to recognise an epitope corresponding to aa 70-83 of human RXR beta protein and does not cross-react with either RXR alpha or gamma.
Immunogen	Peptide with sequence CRDGMGDSGRDSRSP corresponding to internal region according to NP_068811.1.

Product Application Details	
Applications	Western Blot, Peptide ELISA
Recommended Dilutions	Western Blot 1 - 3 ug/ml, Peptide ELISA Detection limit 1:128000
Application Notes	WB: Approx. 55 kDa band observed in A431 lysates (calculated MW of 56.9 kDa band according to NP_068811.1). In transfected HEK293 transiently expressing RXRB a band of approx. 60 kDa is observed. This band is not observed in the non-transfected HEK293.

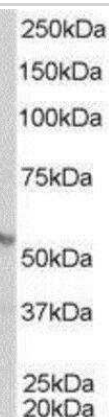


Images

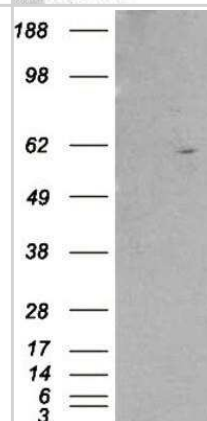
Western Blot: RXR beta/NR2B2 Antibody [NB100-1467] - Staining (1ug/ml) of A431 lysate (RIPA buffer, 35ug total protein per lane). Primary incubated for 1 hour. Detected by western blot using chemiluminescence.



Western Blot: RXR beta/NR2B2 Antibody [NB100-1467] - (1ug/ml) of A431 lysate (RIPA buffer, 35ug total protein per lane). Primary incubated for 1 hour. Detected by western blot using chemiluminescence.



Western Blot: RXR beta/NR2B2 Antibody [NB100-1467] - HEK293 overexpressing RXRB and probed with (mock transfection in first lane).



Publications

Samad TA, Krezel W, Chambon P, Borrelli E. Regulation of dopaminergic pathways by retinoids: activation of the D2 receptor promoter by members of the retinoic acid receptor-retinoid X receptor family. Proc Natl Acad Sci U S A 1997-12-23 [PMID: 9405615]

 **NOVUS**
BIOLOGICALS®
a **biotechne**® brand



Novus Biologicals USA

10730 E. Briarwood Avenue
Centennial, CO 80112

USA

Phone: 303.730.1950

Toll Free: 1.888.506.6887

Fax: 303.730.1966

nb-customerservice@bio-techne.com

Bio-Techne Canada

21 Canmotor Ave
Toronto, ON M8Z 4E6

Canada

Phone: 905.827.6400

Toll Free: 855.668.8722

Fax: 905.827.6402

canada.inquires@bio-techne.com

Bio-Techne Ltd

19 Barton Lane

Abingdon Science Park

Abingdon, OX14 3NB, United Kingdom

Phone: (44) (0) 1235 529449

Free Phone: 0800 37 34 15

Fax: (44) (0) 1235 533420

info.EMEA@bio-techne.com

General Contact Information

www.novusbio.com

Technical Support: nb-technical@bio-techne.com

Orders: nb-customerservice@bio-techne.com

General: novus@novusbio.com

Products Related to NB100-1467

NBL1-15642	RXR beta/NR2B2 Overexpression Lysate
NB100-1467PEP	RXR beta/NR2B2 Peptide
NBP2-33376H	Blue Marker Antibody (6F4-F6) [HRP]
HAF017	Rabbit anti-Goat IgG Secondary Antibody [HRP (Horseradish Peroxidase)]
HAF109	Donkey anti-Goat IgG Secondary Antibody [HRP (Horseradish Peroxidase)]
NB410-28088-1mg	Goat IgG Isotype Control

Limitations

This product is for research use only and is not approved for use in humans or in clinical diagnosis. Primary Antibodies are guaranteed for 1 year from date of receipt.

For more information on our 100% guarantee, please visit www.novusbio.com/guarantee

Earn gift cards/discounts by submitting a review: www.novusbio.com/reviews/submit/NB100-1467

Earn gift cards/discounts by submitting a publication using this product:
www.novusbio.com/publications

