

Product Datasheet

DDX5 Antibody NB100-1410

Unit Size: 0.1 mg

Store at -20C. Avoid freeze-thaw cycles.

www.novusbio.com



technical@novusbio.com

Publications: 1

Protocols, Publications, Related Products, Reviews, Research Tools and Images at:
www.novusbio.com/NB100-1410

Updated 9/9/2025 v.20.1

Earn rewards for product
reviews and publications.

Submit a publication at www.novusbio.com/publications

Submit a review at www.novusbio.com/reviews/destination/NB100-1410



NB100-1410

DDX5 Antibody

Product Information	
Unit Size	0.1 mg
Concentration	0.5 mg/ml
Storage	Store at -20C. Avoid freeze-thaw cycles.
Clonality	Polyclonal
Preservative	0.02% Sodium Azide
Isotype	IgG
Purity	Immunogen affinity purified
Buffer	Tris saline (20 mM Tris pH 7.3, 150 mM NaCl), 0.5% BSA

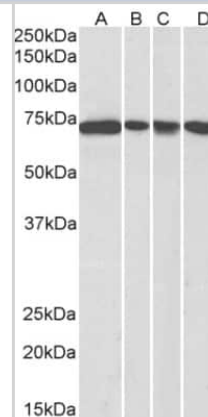
Product Description	
Description	Novus Biologicals Goat DDX5 Antibody (NB100-1410) is a polyclonal antibody validated for use in IHC, WB, ELISA and ICC/IF. Anti-DDX5 Antibody: Cited in 1 publication. All Novus Biologicals antibodies are covered by our 100% guarantee.
Host	Goat
Gene ID	1655
Gene Symbol	DDX5
Species	Human
Immunogen	Peptide with sequence C-PMIGYPMPTGY SQ corresponding to C-Terminus according to NP_004387.1.

Product Application Details	
Applications	Western Blot, Immunohistochemistry-Paraffin, Immunocytochemistry/Immunofluorescence, Immunohistochemistry, Peptide ELISA
Recommended Dilutions	Western Blot 0.1-0.3 ug/ml, Immunohistochemistry 1:10-1:500, Immunocytochemistry/ Immunofluorescence 1:100, Immunohistochemistry-Paraffin 2-5 ug/ml, Peptide ELISA Detection Limit 1:8000
Application Notes	IF: An anonymous customer has reported successful staining on HT-1080 cells with a Rhodamine conjugated secondary antibody. Data obtained from a previous batch (different goat). WB: Approx. 70 kDa band observed in nuclear lysates of NIH3T3, A431, HeLa and Jurkat (calculated MW of 69.1 kDa band according to NP_004387.1). IHC-P: Human prostate shows nuclear staining of the secretory cells in the glands. Data obtained from a previous batch (different goat).

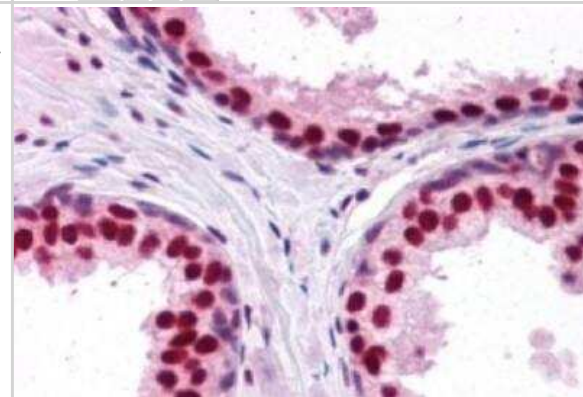


Images

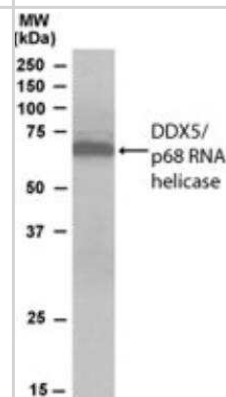
Western Blot: DDX5 Antibody [NB100-1410] - (0.3ug/ml) staining of NIH3T3 (A), HeLa (B), A431 (C) and Jurkat (D) nuclear lysates (35ug protein in RIPA buffer). Primary incubation was 1 hour. Detected by chemiluminescence.



Immunohistochemistry-Paraffin: DDX5 Antibody [NB100-1410] - Paraffin embedded Human Prostate. Steamed antigen retrieval with citrate buffer pH 6, AP-staining. Data obtained using a previous batch.



Western Blot: DDX5 Antibody [NB100-1410] - DDX5 / p68 RNA helicase in Hela lysate using this antibody at 0.5 ug/ ml.



Publications

Iggo R, Gough A, Xu W et al. Chromosome mapping of the human gene encoding the 68-kDa nuclear antigen (p68) by using the polymerase chain reaction. Proc Natl Acad Sci U S A 1989-08-01 [PMID: 2762324]



Novus Biologicals USA

10730 E. Briarwood Avenue
Centennial, CO 80112
USA
Phone: 303.730.1950
Toll Free: 1.888.506.6887
Fax: 303.730.1966
nb-customerservice@bio-techne.com

Bio-Techne Canada

21 Canmotor Ave
Toronto, ON M8Z 4E6
Canada
Phone: 905.827.6400
Toll Free: 855.668.8722
Fax: 905.827.6402
canada.inquires@bio-techne.com

Bio-Techne Ltd

19 Barton Lane
Abingdon Science Park
Abingdon, OX14 3NB, United Kingdom
Phone: (44) (0) 1235 529449
Free Phone: 0800 37 34 15
Fax: (44) (0) 1235 533420
info.EMEA@bio-techne.com

General Contact Information

www.novusbio.com
Technical Support: nb-technical@bio-techne.com
Orders: nb-customerservice@bio-techne.com
General: novus@novusbio.com

Products Related to NB100-1410

NB800-PC1	HeLa Whole Cell Lysate
NBP2-33376H	Blue Marker Antibody (6F4-F6) [HRP]
HAF017	Rabbit anti-Goat IgG Secondary Antibody [HRP (Horseradish Peroxidase)]
HAF109	Donkey anti-Goat IgG Secondary Antibody [HRP (Horseradish Peroxidase)]
NB410-28088-1mg	Goat IgG Isotype Control

Limitations

This product is for research use only and is not approved for use in humans or in clinical diagnosis. Primary Antibodies are guaranteed for 1 year from date of receipt.

For more information on our 100% guarantee, please visit www.novusbio.com/guarantee

Earn gift cards/discounts by submitting a review: www.novusbio.com/reviews/submit/NB100-1410

Earn gift cards/discounts by submitting a publication using this product:
www.novusbio.com/publications



