

Product Datasheet

MRG15 Antibody NB100-1307

Unit Size: 0.1 mg

Store at -20C. Avoid freeze-thaw cycles.

www.novusbio.com



technical@novusbio.com

Publications: 1

Protocols, Publications, Related Products, Reviews, Research Tools and Images at:
www.novusbio.com/NB100-1307

Updated 9/9/2025 v.20.1

Earn rewards for product
reviews and publications.

Submit a publication at www.novusbio.com/publications

Submit a review at www.novusbio.com/reviews/destination/NB100-1307



NB100-1307

MRG15 Antibody

Product Information	
Unit Size	0.1 mg
Concentration	0.5 mg/ml
Storage	Store at -20C. Avoid freeze-thaw cycles.
Clonality	Polyclonal
Preservative	0.02% Sodium Azide
Isotype	IgG
Purity	Immunogen affinity purified
Buffer	Tris saline (20 mM Tris pH 7.3, 150 mM NaCl), 0.5% BSA

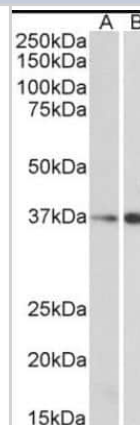
Product Description	
Description	Novus Biologicals Goat MRG15 Antibody (NB100-1307) is a polyclonal antibody validated for use in IHC, WB and ELISA. Anti-MRG15 Antibody: Cited in 1 publication. All Novus Biologicals antibodies are covered by our 100% guarantee.
Host	Goat
Gene ID	10933
Gene Symbol	MORF4L1
Species	Human, Mouse, Rat, Porcine
Specificity/Sensitivity	This antibody is expected to recognise isoform 1 (NP_006782.1) and isoform 2 (NP_996670.1).
Immunogen	Peptide with sequence APKQDPKPKFQEG-C corresponding to N-Terminus according to NP_006782.1, NP_996670.1.

Product Application Details	
Applications	Western Blot, Immunohistochemistry-Paraffin, Immunohistochemistry, Peptide ELISA
Recommended Dilutions	Western Blot 0.1-0.3 ug/ml, Immunohistochemistry 4-6 ug/ml, Immunohistochemistry-Paraffin 4-6 ug/ml, Peptide ELISA Detection limit 1:128000
Application Notes	Western blot: Approx 37kDa band observed in nuclear lysates of cell lines HepG2 and NIH3T3 and approx 40kDa band observed in Mouse, Rat and Pig Liver lysates (calculated MW of 37.2kDa according to Human NP_006782.1, Mouse NP_077751.1, Rat NP_001011999.1 and Pig XP_001927776.1 and 41.5kDa according to Human NP_996670.1, Mouse NP_001034236.1 and Pig XP_001927789.1).

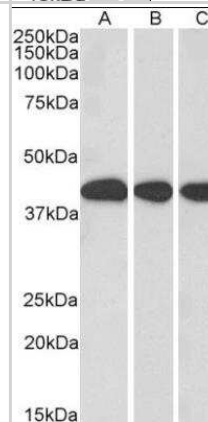


Images

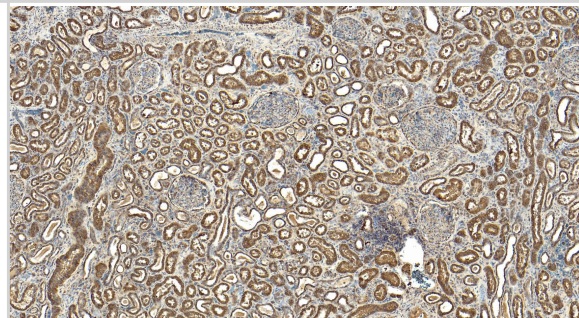
Western Blot: MRG15 Antibody [NB100-1307] - staining of NIH3T3 (A) and HepG2 (B) lysate (35ug protein in RIPA buffer). Primary incubation was 1 hour. Detected by chemiluminescence



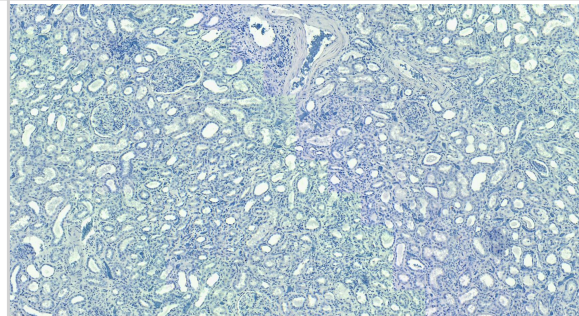
Western Blot: MRG15 Antibody [NB100-1307] - staining of Mouse Liver (A), Rat Liver (B) and Pig Liver (C) lysate (35ug protein in RIPA buffer). Primary incubation was 1 hour. Detected by chemiluminescence



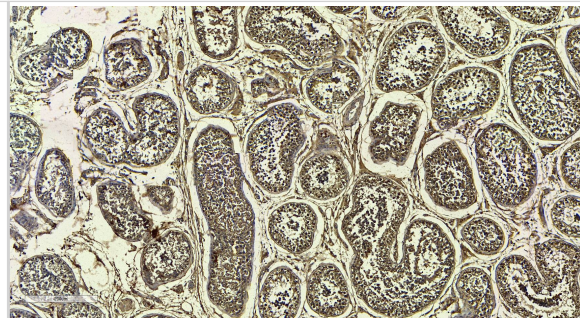
Immunohistochemistry-Paraffin: MRG15 Antibody [NB100-1307] - (5ug/ml) staining of paraffin embedded Human Kidney. Heat induced antigen retrieval with citrate buffer pH 6, HRP-staining.



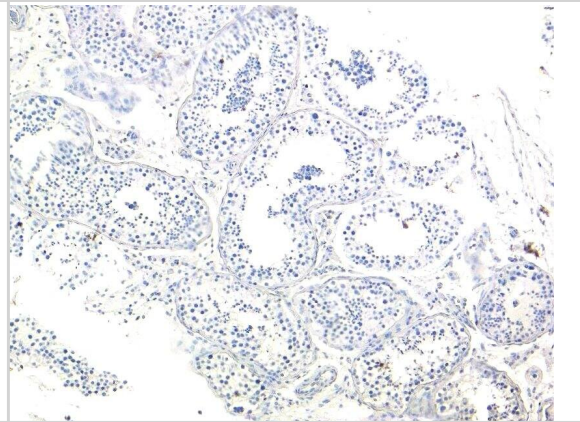
Immunohistochemistry-Paraffin: MRG15 Antibody [NB100-1307] - Negative Control showing staining of paraffin embedded Human Kidney, with no primary antibody.



Immunohistochemistry: Goat Polyclonal MRG15 Antibody [NB100-1307] - (5µg/ml) staining of paraffin embedded Human Testis. Heat induced antigen retrieval with citrate buffer pH 6, HRP-staining.



Control: Goat Polyclonal MRG15 Antibody [NB100-1307] - Negative Control showing staining of paraffin embedded Human Testis, with no primary antibody.



Publications

Pardo PS, Leung JK, Lucchesi JC, Pereira-Smith OM. MRG15, a Novel Chromodomain Protein, Is Present in Two Distinct Multiprotein Complexes Involved in Transcriptional Activation. *J Biol Chem* 2002-12-27 [PMID: 12397079]



Novus Biologicals USA

10730 E. Briarwood Avenue
Centennial, CO 80112
USA
Phone: 303.730.1950
Toll Free: 1.888.506.6887
Fax: 303.730.1966
nb-customerservice@bio-techne.com

Bio-Techne Canada

21 Canmotor Ave
Toronto, ON M8Z 4E6
Canada
Phone: 905.827.6400
Toll Free: 855.668.8722
Fax: 905.827.6402
canada.inquires@bio-techne.com

Bio-Techne Ltd

19 Barton Lane
Abingdon Science Park
Abingdon, OX14 3NB, United Kingdom
Phone: (44) (0) 1235 529449
Free Phone: 0800 37 34 15
Fax: (44) (0) 1235 533420
info.EMEA@bio-techne.com

General Contact Information

www.novusbio.com
Technical Support: nb-technical@bio-techne.com
Orders: nb-customerservice@bio-techne.com
General: novus@novusbio.com

Products Related to NB100-1307

NBL1-13183	MRG15 Overexpression Lysate
NBP2-33376H	Blue Marker Antibody (6F4-F6) [HRP]
HAF017	Rabbit anti-Goat IgG Secondary Antibody [HRP (Horseradish Peroxidase)]
HAF109	Donkey anti-Goat IgG Secondary Antibody [HRP (Horseradish Peroxidase)]
NB410-28088-1mg	Goat IgG Isotype Control

Limitations

This product is for research use only and is not approved for use in humans or in clinical diagnosis. Primary Antibodies are guaranteed for 1 year from date of receipt.

For more information on our 100% guarantee, please visit www.novusbio.com/guarantee

Earn gift cards/discounts by submitting a review: www.novusbio.com/reviews/submit/NB100-1307

Earn gift cards/discounts by submitting a publication using this product:
www.novusbio.com/publications



