

Product Datasheet

gamma Catenin Antibody NB100-1060

Unit Size: 0.1 mg

Store at -20C. Avoid freeze-thaw cycles.

www.novusbio.com



technical@novusbio.com

Publications: 1

Protocols, Publications, Related Products, Reviews, Research Tools and Images at:
www.novusbio.com/NB100-1060

Updated 9/9/2025 v.20.1

Earn rewards for product
reviews and publications.

Submit a publication at www.novusbio.com/publications

Submit a review at www.novusbio.com/reviews/destination/NB100-1060



NB100-1060

gamma Catenin Antibody

Product Information	
Unit Size	0.1 mg
Concentration	0.5 mg/ml
Storage	Store at -20C. Avoid freeze-thaw cycles.
Clonality	Polyclonal
Preservative	0.02% Sodium Azide
Isotype	IgG
Purity	Immunogen affinity purified
Buffer	Tris saline (20 mM Tris pH 7.3, 150 mM NaCl), 0.5% BSA


Product Description	
Description	Novus Biologicals Goat gamma Catenin Antibody (NB100-1060) is a polyclonal antibody validated for use in IHC, WB and ELISA. Anti-gamma Catenin Antibody: Cited in 1 publication. All Novus Biologicals antibodies are covered by our 100% guarantee.
Host	Goat
Gene ID	3728
Gene Symbol	JUP
Species	Human, Mouse, Rat
Reactivity Notes	Predicted cross-reactivity based on sequence identity: Canine, Porcine.
Specificity/Sensitivity	This antibody is expected to recognise both reported isoforms, as represented by NP_002221.1 and NP_068831.1.
Immunogen	Peptide with sequence C-GLRPPYPTADHMLA corresponding to C-Terminus according to NP_002221.1, NP_068831.1.

Product Application Details	
Applications	Western Blot, Immunohistochemistry-Paraffin, Immunohistochemistry, Peptide ELISA
Recommended Dilutions	Western Blot 0.1 - 0.3 ug/ml, Immunohistochemistry, Immunohistochemistry-Paraffin 5 ug/ml, Peptide ELISA Detection limit 1:32000
Application Notes	EIA: An anonymous customer has reported successful usage quantitative ELISA assays (EIA), very sensitive to freeze/thaw cycles. WB: Approx. 85 kDa band observed in lysates of A431A 549 and NIH3T3 and in rat eye lysates (calculated MW of 81.7 kDa band according to human NP_002221.1 and mouse NP_034723.1). IHC-Paraffin embedded Human Heart.



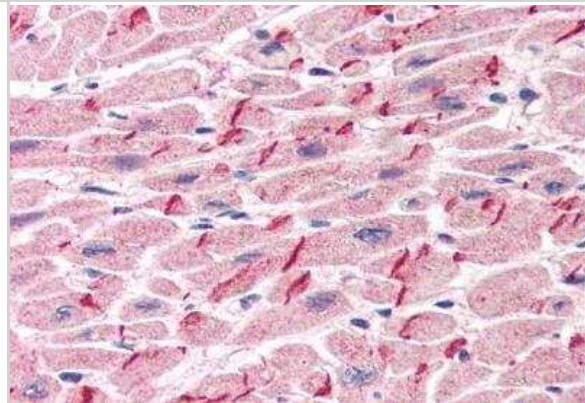
Images

Western Blot: gamma Catenin Antibody [NB100-1060] - Staining (1ug/ml) of Rat Eye lysate (RIPA buffer, 35ug total protein per lane). Primary incubated for 1 hour. Detected by western blot using chemiluminescence.




250kDa
150kDa
100kDa
75kDa
50kDa
37kDa
25kDa
20kDa

Immunohistochemistry-Paraffin: gamma Catenin Antibody [NB100-1060] - Staining of Human Heart. Steamed antigen retrieval with citrate buffer pH 6, AP-staining.



Western Blot: gamma Catenin Antibody [NB100-1060] - Staining of A431 (A) and NIH3T3 (B) cell lysates (35ug protein in RIPA buffer). Primary incubation was 1 hour. Detected by chemiluminescence.



250kDa
150kDa
100kDa
75kDa
50kDa
37kDa
25kDa
20kDa
15kDa

A B

Publications

Knudsen KA, Wheelock MJ. Plakoglobin, or an 83-kD homologue distinct from beta-catenin, interacts with E-cadherin and N-cadherin. *J Cell Biol* 1992-08-01 [PMID: 1639850]



Novus Biologicals USA

10730 E. Briarwood Avenue
Centennial, CO 80112
USA
Phone: 303.730.1950
Toll Free: 1.888.506.6887
Fax: 303.730.1966
nb-customerservice@bio-techne.com

Bio-Techne Canada

21 Canmotor Ave
Toronto, ON M8Z 4E6
Canada
Phone: 905.827.6400
Toll Free: 855.668.8722
Fax: 905.827.6402
canada.inquires@bio-techne.com

Bio-Techne Ltd

19 Barton Lane
Abingdon Science Park
Abingdon, OX14 3NB, United Kingdom
Phone: (44) (0) 1235 529449
Free Phone: 0800 37 34 15
Fax: (44) (0) 1235 533420
info.EMEA@bio-techne.com

General Contact Information

www.novusbio.com
Technical Support: nb-technical@bio-techne.com
Orders: nb-customerservice@bio-techne.com
General: novus@novusbio.com

Products Related to NB100-1060

NBL1-12118	gamma Catenin Overexpression Lysate
NBP2-33376H	Blue Marker Antibody (6F4-F6) [HRP]
HAF017	Rabbit anti-Goat IgG Secondary Antibody [HRP (Horseradish Peroxidase)]
HAF109	Donkey anti-Goat IgG Secondary Antibody [HRP (Horseradish Peroxidase)]
NB410-28088-1mg	Goat IgG Isotype Control

Limitations

This product is for research use only and is not approved for use in humans or in clinical diagnosis. Primary Antibodies are guaranteed for 1 year from date of receipt.

For more information on our 100% guarantee, please visit www.novusbio.com/guarantee

Earn gift cards/discounts by submitting a review: www.novusbio.com/reviews/submit/NB100-1060

Earn gift cards/discounts by submitting a publication using this product:
www.novusbio.com/publications



