

Product Datasheet

Septin-3 Antibody NB100-1023

Unit Size: 0.1 mg

Store at -20C. Avoid freeze-thaw cycles.

www.novusbio.com



technical@novusbio.com

Publications: 1

Protocols, Publications, Related Products, Reviews, Research Tools and Images at:
www.novusbio.com/NB100-1023

Updated 9/9/2025 v.20.1

Earn rewards for product
reviews and publications.

Submit a publication at www.novusbio.com/publications

Submit a review at www.novusbio.com/reviews/destination/NB100-1023



NB100-1023

Septin-3 Antibody

Product Information	
Unit Size	0.1 mg
Concentration	0.5 mg/ml
Storage	Store at -20C. Avoid freeze-thaw cycles.
Clonality	Polyclonal
Preservative	0.02% Sodium Azide
Isotype	IgG
Purity	Immunogen affinity purified
Buffer	Tris saline (20 mM Tris pH 7.3, 150 mM NaCl), 0.5% BSA

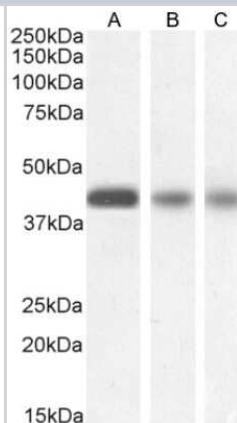
Product Description	
Description	Novus Biologicals Goat Septin-3 Antibody (NB100-1023) is a polyclonal antibody validated for use in IHC, WB and ELISA. Anti-Septin-3 Antibody: Cited in 1 publication. All Novus Biologicals antibodies are covered by our 100% guarantee.
Host	Goat
Gene ID	55964
Gene Symbol	SEPTIN3
Species	Human, Mouse, Rat
Specificity/Sensitivity	This antibody is expected to recognize both reported isoforms according to NP_663786.2 and NP_061979.3.
Immunogen	Peptide with sequence SELVPEPRPKPA-C corresponding to N-Terminus according to NP_663786.2, NP_061979.3.

Product Application Details	
Applications	Western Blot, Immunohistochemistry-Paraffin, Immunohistochemistry, Peptide ELISA
Recommended Dilutions	Western Blot 0.03 - 0.5 ug/ml, Immunohistochemistry, Immunohistochemistry-Paraffin 3.75 ug/ml, Peptide ELISA Detection limit 1:32000
Application Notes	WB: Approx. 40 kDa band observed in Human Cerebellum and in Mouse and Rat Brain lysates (calculated MW of 40.7kDa according to NP_663786.2 and NP_062248.2, and 40.6kDa according to NP_001345765.1)

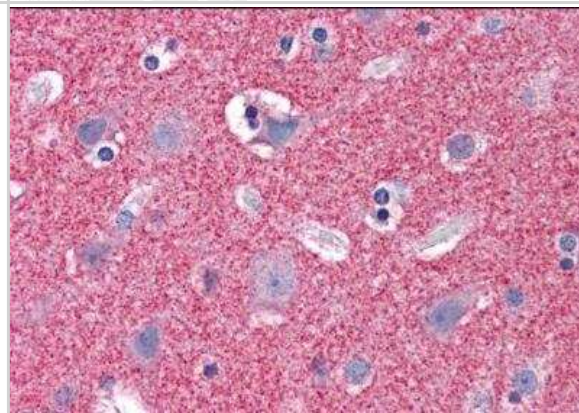


Images

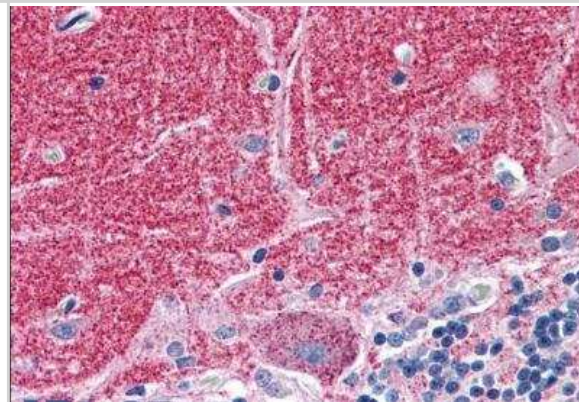
Western Blot: Septin-3 Antibody [NB100-1023] - NB100-1023 (0.5ug/ml) staining of Human Cerebellum (A), (0.1ug/ml) Mouse (B) and (0.03ug/ml) Rat (C) Brain lysate (35ug protein in RIPA buffer).. Detected by chemiluminescence.



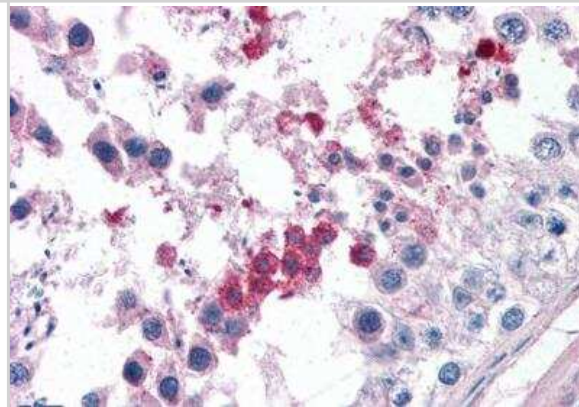
Immunohistochemistry-Paraffin: Septin-3 Antibody [NB100-1023] - staining of paraffin embedded Human Cortex. Steamed antigen retrieval with citrate buffer pH 6, AP-staining.



Immunohistochemistry-Paraffin: Septin-3 Antibody [NB100-1023] - staining of paraffin embedded Human Cerebellum. Steamed antigen retrieval with citrate buffer pH 6, AP-staining.



Immunohistochemistry-Paraffin: Septin-3 Antibody [NB100-1023] - staining of paraffin embedded Human Testis. Steamed antigen retrieval with citrate buffer pH 6, AP-staining.



Publications

Xue J, Tsang CW, Gai WP et al. Septin 3 (G-septin) is a developmentally regulated phosphoprotein enriched in presynaptic nerve terminals. *J Neurochem* 2004-11-01 [PMID: 15485489]



Novus Biologicals USA

10730 E. Briarwood Avenue
Centennial, CO 80112
USA
Phone: 303.730.1950
Toll Free: 1.888.506.6887
Fax: 303.730.1966
nb-customerservice@bio-techne.com

Bio-Techne Canada

21 Canmotor Ave
Toronto, ON M8Z 4E6
Canada
Phone: 905.827.6400
Toll Free: 855.668.8722
Fax: 905.827.6402
canada.inquires@bio-techne.com

Bio-Techne Ltd

19 Barton Lane
Abingdon Science Park
Abingdon, OX14 3NB, United Kingdom
Phone: (44) (0) 1235 529449
Free Phone: 0800 37 34 15
Fax: (44) (0) 1235 533420
info.EMEA@bio-techne.com

General Contact Information

www.novusbio.com
Technical Support: nb-technical@bio-techne.com
Orders: nb-customerservice@bio-techne.com
General: novus@novusbio.com

Products Related to NB100-1023

NB820-59177	Human Brain Whole Tissue Lysate (Adult Whole Normal)
NBP2-33376H	Blue Marker Antibody (6F4-F6) [HRP]
HAF017	Rabbit anti-Goat IgG Secondary Antibody [HRP (Horseradish Peroxidase)]
HAF109	Donkey anti-Goat IgG Secondary Antibody [HRP (Horseradish Peroxidase)]
NB410-28088-1mg	Goat IgG Isotype Control

Limitations

This product is for research use only and is not approved for use in humans or in clinical diagnosis. Primary Antibodies are guaranteed for 1 year from date of receipt.

For more information on our 100% guarantee, please visit www.novusbio.com/guarantee

Earn gift cards/discounts by submitting a review: www.novusbio.com/reviews/submit/NB100-1023

Earn gift cards/discounts by submitting a publication using this product:
www.novusbio.com/publications



