Product Datasheet

SgK071 Antibody (2B5) - Azide and BSA Free
H00169436-M03

Unit Size: 0.1 mg

Aliquot and store at -20C or -80C. Avoid freeze-thaw cycles.

www.novusbio.com technical@novusbio.com

Protocols, Publications, Related Products, Reviews, Research Tools and Images at:
www.novusbio.com/H00169436-M03

Updated 9/9/2025 v.20.1

Earn rewards for product reviews and publications.
Submit a publication at www.novusbio.com/publications
Submit a review at www.novusbio.com/reviews/destination/H00169436-M03



H00169436-M03

SgK071 Antibody (2B5) - Azide and BSA Free

Product Information	
Unit Size	0.1 mg
Concentration	Concentrations vary lot to lot. See vial label for concentration. If unlisted please contact technical services.
Storage	Aliquot and store at -20C or -80C. Avoid freeze-thaw cycles.
Clonality	Monoclonal
Clone	2B5
Preservative	No Preservative
Isotype	IgG2a Kappa
Purity	IgG purified
Buffer	In 1x PBS, pH 7.4

Product Description	
Description	Novus Biologicals Mouse SgK071 Antibody (2B5) - Azide and BSA Free (H00169436-M03) is a monoclonal antibody validated for use in WB and ELISA. All Novus Biologicals antibodies are covered by our 100% guarantee.
Host	Mouse
Gene ID	169436
Gene Symbol	C9ORF96
Species	Human
Reactivity Notes	Human. Other species not tested.
Specificity/Sensitivity	C9orf96 - chromosome 9 open reading frame 96
Immunogen	C9orf96 (NP_714921, 1 a.a. ~ 99 a.a) partial recombinant protein with GST tag. MW of the GST tag alone is 26 KDa. MLGPGSNRRRPTQGERGPGSPGEPMEKYQVLYQLNPGALGVNLVVEEMETK VKHVIKQVECMDDHYASQALEELMPLLKLRHAHISVYQELFITWNGEI
Notes	This product is produced by and distributed for Abnova, a company based in Taiwan.

Product Application Details	
Applications	Western Blot, ELISA, Knockdown Validated
Recommended Dilutions	Western Blot 1:500, ELISA, Knockdown Validated
Application Notes	Antibody reactive against recombinant protein for western blot. It has also been used for RNAi validation and ELISA.

Images

Western Blot: SgK071 Antibody (2B5) [H00169436-M03] - Analysis of C9orf96 expression in transfected 293T cell line by C9orf96 monoclonal antibody (M03), clone 2B5. Lane 1: C9orf96 transfected lysatE (75.5 KDa). Lane 2: Non-transfected lysate.	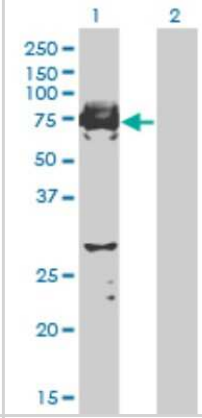
Western Blot: SgK071 Antibody (2B5) [H00169436-M03] - Western blot analysis of C9orf96 over-expressed 293 cell line. Lane 2 cotransfected with C9orf96 Validated Chimera RNAi Lane 1 non-transfected control. Blot probed with H00169436-M03. GAPDH(36.1 kDa) used as loading control.	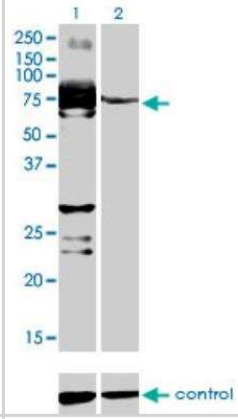
ELISA: SgK071 Antibody (2B5) [H00169436-M03] - Detection limit for recombinant GST tagged C9orf96 is approximately 0.03ng/ml as a capture antibody.	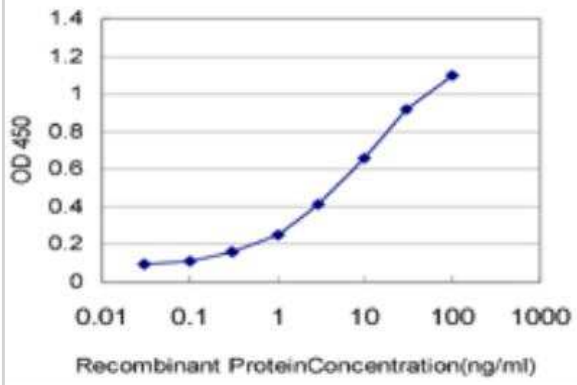

Novus Biologicals USA
10730 E. Briarwood Avenue
Centennial, CO 80112
USA
Phone: 303.730.1950
Toll Free: 1.888.506.6887
Fax: 303.730.1966
nb-customerservice@bio-techne.com

Bio-Techne Canada
21 Canmotor Ave
Toronto, ON M8Z 4E6
Canada
Phone: 905.827.6400
Toll Free: 855.668.8722
Fax: 905.827.6402
canada.inquires@bio-techne.com

Bio-Techne Ltd
19 Barton Lane
Abingdon Science Park
Abingdon, OX14 3NB, United Kingdom
Phone: (44) (0) 1235 529449
Free Phone: 0800 37 34 15
Fax: (44) (0) 1235 533420
info.EMEA@bio-techne.com

General Contact Information
www.novusbio.com
Technical Support: nb-technical@bio-techne.com
Orders: nb-customerservice@bio-techne.com
General: novus@novusbio.com

Products Related to H00169436-M03

NBP2-33376H	Blue Marker Antibody (6F4-F6) [HRP]
HAF007	Goat anti-Mouse IgG Secondary Antibody [HRP]
NB7539	Goat anti-Mouse IgG (H+L) Secondary Antibody [HRP]
NBP1-96981-0.5mg	Mouse IgG2a Kappa Isotype Control (M2AK)

Limitations
This product is for research use only and is not approved for use in humans or in clinical diagnosis. Primary Antibodies are guaranteed for 1 year from date of receipt.

For more information on our 100% guarantee, please visit www.novusbio.com/guarantee

Earn gift cards/discounts by submitting a review: www.novusbio.com/reviews/submit/H00169436-M03

Earn gift cards/discounts by submitting a publication using this product: www.novusbio.com/publications