Product Datasheet

DDX53 Antibody - Azide and BSA Free
H00168400-D01P

Unit Size: 0.1 mg

Aliquot and store at -20C or -80C. Avoid freeze-thaw cycles.

www.novusbio.com technical@novusbio.com

Protocols, Publications, Related Products, Reviews, Research Tools and Images at:
www.novusbio.com/H00168400-D01P

Updated 9/9/2025 v.20.1

Earn rewards for product reviews and publications.
Submit a publication at www.novusbio.com/publications
Submit a review at www.novusbio.com/reviews/destination/H00168400-D01P



H00168400-D01P

DDX53 Antibody - Azide and BSA Free

Product Information	
Unit Size	0.1 mg
Concentration	Concentrations vary lot to lot. See vial label for concentration. If unlisted please contact technical services.
Storage	Aliquot and store at -20C or -80C. Avoid freeze-thaw cycles.
Clonality	Polyclonal
Preservative	No Preservative
Isotype	IgG
Purity	Protein A purified
Buffer	PBS (pH 7.4)

Product Description	
Description	Novus Biologicals Rabbit DDX53 Antibody - Azide and BSA Free (H00168400-D01P) is a polyclonal antibody validated for use in WB. All Novus Biologicals antibodies are covered by our 100% guarantee.
Host	Rabbit
Gene ID	168400
Gene Symbol	DDX53
Species	Human
Specificity/Sensitivity	Reacts with DEAD (Asp-Glu-Ala-Asp) box polypeptide 53.
Immunogen	DDX53 (AAH67878.1, 1 a.a. - 631 a.a.) full-length human protein. MSHWAPEWKRAEANPRDLGASWDVRGSRGSGWSGPFGHQGPRAAGSREP PLCFKIKNNMVGVVIGYSGSKIKDLQHSTNTKIQIINGESEAKVRIFGNREMKAKA KAAIETLIRKQESYNSESSVDNAASQTPIGRNLGRNDIVGEAEPLSNWDRIRAAV VECEKRKWADLPPVKKNFYIESKATSCMSEMQVINWRKENFNITCDDLKSGEK RLIPKPTCRFKDAFQQYPDLLKSIIRVGILKPTPIQSQAWPIILQGIDLIVVAQTGT GKTLSYLMPGFIHLDSQPISREQRNGPGMLVLTPTRELALHVEAECSKYSYKGL KSICIYGGRNRNGQIEDISKGVDIIIATPGRLNDLQMNNSVNLRSITYLVIDEADK MLDMEFEPQIRKILLDVRPDRQTVMTSATWPDTVRQLALSYLKDPMIVYVGNLN LVAVNTVKQNIIVTTEKEKRALTQEFVENMSPNDKVIMFVSQKHIADDLSSDFNI QGISAESLHGNSEQSDQERAVEDFKSGNIKILITTDIVSRGLDLNDVTHVYNYDF PRNIDVYVHRVGYIGRTGKTGTSVTLITQRDSKMAGELIKILDRANQSVPEDLVV MAEQYKLNQQKRHRETRSREPGQRRKEFYFLS
Notes	This product is produced by and distributed for Abnova, a company based in Taiwan.

Product Application Details	
Applications	Western Blot
Recommended Dilutions	Western Blot
Application Notes	This antibody is reactive against cell and transfected lysate in western blot, and as a detection antibody in ELISA.

Images

Western Blot: DDX53 Antibody [H00168400-D01P] - Analysis of DDX53 expression in Jurkat.	
Western Blot: DDX53 Antibody [H00168400-D01P] - Analysis of DDX53 expression in transfected 293T cell line by DDX53 polyclonal antibody.Lane 1: DDX53 transfected lysate(71.20 KDa).Lane 2: Non-transfected lysate.	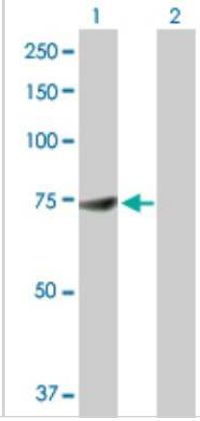

Novus Biologicals USA
10730 E. Briarwood Avenue
Centennial, CO 80112
USA
Phone: 303.730.1950
Toll Free: 1.888.506.6887
Fax: 303.730.1966
nb-customerservice@bio-techne.com

Bio-Techne Canada
21 Canmotor Ave
Toronto, ON M8Z 4E6
Canada
Phone: 905.827.6400
Toll Free: 855.668.8722
Fax: 905.827.6402
canada.inquires@bio-techne.com

Bio-Techne Ltd
19 Barton Lane
Abingdon Science Park
Abingdon, OX14 3NB, United Kingdom
Phone: (44) (0) 1235 529449
Free Phone: 0800 37 34 15
Fax: (44) (0) 1235 533420
info.EMEA@bio-techne.com

General Contact Information
www.novusbio.com
Technical Support: nb-technical@bio-techne.com
Orders: nb-customerservice@bio-techne.com
General: novus@novusbio.com

Products Related to H00168400-D01P

NBP2-33376H	Blue Marker Antibody (6F4-F6) [HRP]
HAF008	Goat anti-Rabbit IgG Secondary Antibody [HRP]
NB7160	Goat anti-Rabbit IgG (H+L) Secondary Antibody [HRP]
NBP2-24891	Rabbit IgG Isotype Control

Limitations

This product is for research use only and is not approved for use in humans or in clinical diagnosis. Primary Antibodies are guaranteed for 1 year from date of receipt.

For more information on our 100% guarantee, please visit www.novusbio.com/guarantee

Earn gift cards/discounts by submitting a review: www.novusbio.com/reviews/submit/H00168400-D01P

Earn gift cards/discounts by submitting a publication using this product: www.novusbio.com/publications