

Product Datasheet

Sphingomyelin Synthase 2 Antibody (7D10) - Azide and BSA Free H00166929-M08

Unit Size: 0.1 mg

Aliquot and store at -20C or -80C. Avoid freeze-thaw cycles.

www.novusbio.com



technical@novusbio.com

Protocols, Publications, Related Products, Reviews, Research Tools and Images at:
www.novusbio.com/H00166929-M08

Updated 9/9/2025 v.20.1

Earn rewards for product
reviews and publications.

Submit a publication at www.novusbio.com/publications

Submit a review at www.novusbio.com/reviews/destination/H00166929-M08




H00166929-M08**Sphingomyelin Synthase 2 Antibody (7D10) - Azide and BSA Free**

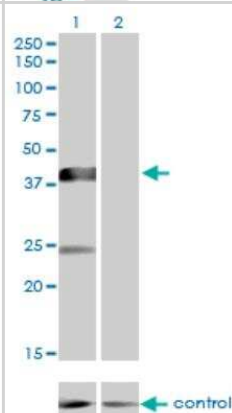
Product Information	
Unit Size	0.1 mg
Concentration	Concentrations vary lot to lot. See vial label for concentration. If unlisted please contact technical services.
Storage	Aliquot and store at -20C or -80C. Avoid freeze-thaw cycles.
Clonality	Monoclonal
Clone	7D10
Preservative	No Preservative
Isotype	IgG2a Kappa
Purity	IgG purified
Buffer	In 1x PBS, pH 7.4
Product Description	
Description	Novus Biologicals Mouse Sphingomyelin Synthase 2 Antibody (7D10) - Azide and BSA Free (H00166929-M08) is a monoclonal antibody validated for use in WB and ELISA. All Novus Biologicals antibodies are covered by our 100% guarantee.
Host	Mouse
Gene ID	166929
Gene Symbol	SGMS2
Species	Human
Reactivity Notes	Human. Other species not tested.
Specificity/Sensitivity	MGC26963 (7D10)
Immunogen	Sphingomyelin Synthase 2 (NP_689834, 2 a.a. ~ 80 a.a) partial recombinant protein with GST tag. MW of the GST tag alone is 26 KDa. DIIETAKLEEHLENQPSDPTNTYARPAEPVEEENKNGNGKPKSLSSGLRKGTKK YPDYIQIAMPTESRNKFPLEWWKTG
Notes	This product is produced by and distributed for Abnova, a company based in Taiwan.
Product Application Details	
Applications	Western Blot, ELISA, Knockdown Validated
Recommended Dilutions	Western Blot 1:500RNAi Validation, ELISA, Knockdown Validated
Application Notes	Antibody reactive against recombinant protein with GST tag on ELISA and Western Blot. GST tag alone is used as a negative control. It has also been used for RNAi validation.

Images

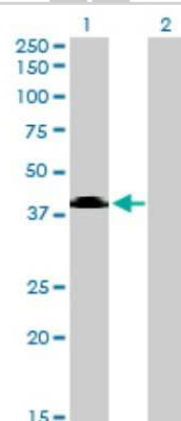
Western Blot: Sphingomyelin Synthase 2 Antibody (7D10) [H00166929-M08] - Analysis of SGMS2 expression in human stomach.



Western Blot: Sphingomyelin Synthase 2 Antibody (7D10) [H00166929-M08] - Western blot analysis of MGC26963 over-expressed 293 cell line, cotransfected with MGC26963 Validated Chimera RNAi or non-transfected control. Blot probed with H00166929-M08. GAPDH(36.1 kDa) used as loading control.



Western Blot: Sphingomyelin Synthase 2 Antibody (7D10) [H00166929-M08] - Analysis of MGC26963 expression in transfected 293T cell line by MGC26963 monoclonal antibody (M08), clone 7D10. Lane 1: MGC26963 transfected lysate (42.3 kDa). Lane 2: Non-transfected lysate.





Novus Biologicals USA

10730 E. Briarwood Avenue
Centennial, CO 80112
USA
Phone: 303.730.1950
Toll Free: 1.888.506.6887
Fax: 303.730.1966
nb-customerservice@bio-techne.com

Bio-Techne Canada

21 Canmotor Ave
Toronto, ON M8Z 4E6
Canada
Phone: 905.827.6400
Toll Free: 855.668.8722
Fax: 905.827.6402
canada.inquires@bio-techne.com

Bio-Techne Ltd

19 Barton Lane
Abingdon Science Park
Abingdon, OX14 3NB, United Kingdom
Phone: (44) (0) 1235 529449
Free Phone: 0800 37 34 15
Fax: (44) (0) 1235 533420
info.EMEA@bio-techne.com

General Contact Information

www.novusbio.com
Technical Support: nb-technical@bio-techne.com
Orders: nb-customerservice@bio-techne.com
General: novus@novusbio.com

Products Related to H00166929-M08

NBP2-33376H	Blue Marker Antibody (6F4-F6) [HRP]
HAF007	Goat anti-Mouse IgG Secondary Antibody [HRP]
NB7539	Goat anti-Mouse IgG (H+L) Secondary Antibody [HRP]
NBP1-96981-0.5mg	Mouse IgG2a Kappa Isotype Control (M2AK)

Limitations

This product is for research use only and is not approved for use in humans or in clinical diagnosis. Primary Antibodies are guaranteed for 1 year from date of receipt.

For more information on our 100% guarantee, please visit www.novusbio.com/guarantee

Earn gift cards/discounts by submitting a review: www.novusbio.com/reviews/submit/H00166929-M08

Earn gift cards/discounts by submitting a publication using this product:
www.novusbio.com/publications

