

Product Datasheet

DTX3L Antibody (1D10) - Azide and BSA Free H00151636-M01

Unit Size: 0.1 mg

Aliquot and store at -20C or -80C. Avoid freeze-thaw cycles.

www.novusbio.com



technical@novusbio.com

Reviews: 1 Publications: 2

Protocols, Publications, Related Products, Reviews, Research Tools and Images at:
www.novusbio.com/H00151636-M01

Updated 9/9/2025 v.20.1

Earn rewards for product
reviews and publications.

Submit a publication at www.novusbio.com/publications

Submit a review at www.novusbio.com/reviews/destination/H00151636-M01



H00151636-M01

DTX3L Antibody (1D10) - Azide and BSA Free

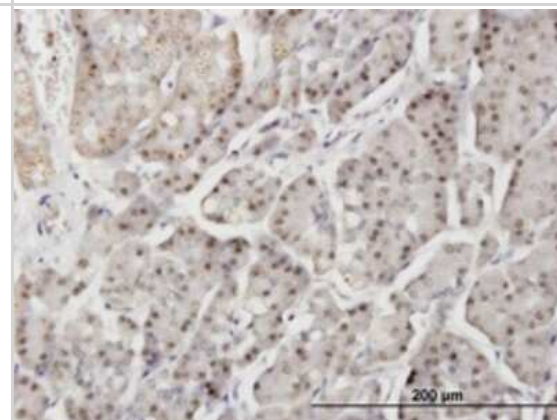
Product Information	
Unit Size	0.1 mg
Concentration	Concentrations vary lot to lot. See vial label for concentration. If unlisted please contact technical services.
Storage	Aliquot and store at -20C or -80C. Avoid freeze-thaw cycles.
Clonality	Monoclonal
Clone	1D10
Preservative	No Preservative
Isotype	IgG2a Kappa
Purity	IgG purified
Buffer	In 1x PBS, pH 7.4
Product Description	
Description	Novus Biologicals Mouse DTX3L Antibody (1D10) - Azide and BSA Free (H00151636-M01) is a monoclonal antibody validated for use in IHC, WB and ELISA. Anti-DTX3L Antibody: Cited in 2 publications. All Novus Biologicals antibodies are covered by our 100% guarantee.
Host	Mouse
Gene ID	151636
Gene Symbol	DTX3L
Species	Human
Specificity/Sensitivity	DTX3L (1D10)
Immunogen	DTX3L (NP_612144, 3 a.a. ~ 110 a.a) partial recombinant protein with GST tag. MW of the GST tag alone is 26 KDa. SHLRPPSPLLVRVYKSGPRVRRKLESYFQSSKSSGGGECTVSTQEHEAPGTF RVEFSERAAKERVLKKGEHQILVDEKPVPIFLVPTENSIKKNTRPQISSLTQSQA E
Notes	This product is produced by and distributed for Abnova, a company based in Taiwan.
Product Application Details	
Applications	Western Blot, Immunohistochemistry-Paraffin, ELISA, Immunohistochemistry
Recommended Dilutions	Western Blot 1:500, ELISA, Immunohistochemistry, Immunohistochemistry-Paraffin
Application Notes	Antibody reactive against cell lysate and recombinant protein for western blot. It has also been used for ELISA and immunohistochemistry (paraffin).

Images

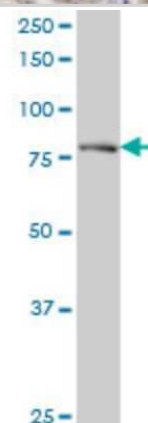
Western Blot: DTX3L Antibody (1D10) [H00151636-M01] - Human meningioma cell lysates. Human meningeal cell (HMC), Grade 1 meningioma (GDI), and Grade 2 meningioma (GDII). Image from verified customer review.



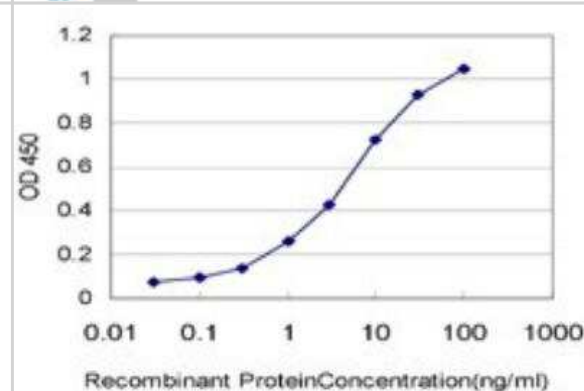
Immunohistochemistry-Paraffin: DTX3L Antibody (1D10) [H00151636-M01] - Analysis of monoclonal antibody to DTX3L on formalin-fixed paraffin-embedded human pancreas. Antibody concentration 6 ug/ml.



Western Blot: DTX3L Antibody (1D10) [H00151636-M01] - DTX3L monoclonal antibody (M01), clone 1D10 Analysis of DTX3L expression in A-431.



ELISA: DTX3L Antibody (1D10) [H00151636-M01] - Detection limit for recombinant GST tagged DTX3L is approximately 0.3ng/ml as a capture antibody.



Publications

Yan Q, Ding J, Khan SJ et Al. Erratum: DTX3L E3 ligase targets p53 for degradation at poly ADP-ribose polymerase-associated DNA damage sites iScience 2024-07-19 [PMID: 39055911]

Yan Q, Ding J, Khan SJ et al. DTX3L E3 ligase targets p53 for degradation at poly ADP-ribose polymerase-associated DNA damage sites iScience 2023-04-21 [PMID: 37096048] (WB, Human)





Novus Biologicals USA

10730 E. Briarwood Avenue
Centennial, CO 80112
USA
Phone: 303.730.1950
Toll Free: 1.888.506.6887
Fax: 303.730.1966
nb-customerservice@bio-techne.com

Bio-Techne Canada

21 Canmotor Ave
Toronto, ON M8Z 4E6
Canada
Phone: 905.827.6400
Toll Free: 855.668.8722
Fax: 905.827.6402
canada.inquires@bio-techne.com

Bio-Techne Ltd

19 Barton Lane
Abingdon Science Park
Abingdon, OX14 3NB, United Kingdom
Phone: (44) (0) 1235 529449
Free Phone: 0800 37 34 15
Fax: (44) (0) 1235 533420
info.EMEA@bio-techne.com

General Contact Information

www.novusbio.com
Technical Support: nb-technical@bio-techne.com
Orders: nb-customerservice@bio-techne.com
General: novus@novusbio.com

Products Related to H00151636-M01

NBP2-33376H	Blue Marker Antibody (6F4-F6) [HRP]
HAF007	Goat anti-Mouse IgG Secondary Antibody [HRP]
NB7539	Goat anti-Mouse IgG (H+L) Secondary Antibody [HRP]
NBP1-96981-0.5mg	Mouse IgG2a Kappa Isotype Control (M2AK)

Limitations

This product is for research use only and is not approved for use in humans or in clinical diagnosis. Primary Antibodies are guaranteed for 1 year from date of receipt.

For more information on our 100% guarantee, please visit www.novusbio.com/guarantee

Earn gift cards/discounts by submitting a review: www.novusbio.com/reviews/submit/H00151636-M01

Earn gift cards/discounts by submitting a publication using this product:
www.novusbio.com/publications

