

Product Datasheet

IQGAP3 Antibody - Azide and BSA Free H00128239-B01P

Unit Size: 0.05 mg

Aliquot and store at -20C or -80C. Avoid freeze-thaw cycles.

www.novusbio.com



technical@novusbio.com

Protocols, Publications, Related Products, Reviews, Research Tools and Images at:
www.novusbio.com/H00128239-B01P

Updated 9/9/2025 v.20.1

**Earn rewards for product
reviews and publications.**

Submit a publication at www.novusbio.com/publications

Submit a review at www.novusbio.com/reviews/destination/H00128239-B01P



H00128239-B01P

IQGAP3 Antibody - Azide and BSA Free

Product Information	
Unit Size	0.05 mg
Concentration	Concentrations vary lot to lot. See vial label for concentration. If unlisted please contact technical services.
Storage	Aliquot and store at -20C or -80C. Avoid freeze-thaw cycles.
Clonality	Polyclonal
Preservative	No Preservative
Isotype	IgG
Purity	Protein A purified
Buffer	PBS (pH 7.4)

Product Description	
Description	Novus Biologicals Mouse IQGAP3 Antibody - Azide and BSA Free (H00128239-B01P) is a polyclonal antibody validated for use in WB. All Novus Biologicals antibodies are covered by our 100% guarantee.
Host	Mouse
Gene ID	128239
Gene Symbol	IQGAP3
Species	Human
Specificity/Sensitivity	Reacts with IQ motif containing GTPase activating protein 3.




Immunogen	IQGAP3 (NP_839943.2, 1 a.a. - 1631 a.a.) full-length human protein. MERRAAGPGWAAYERLTAEEEMDEQRRQNVAYQYLRCRLEEAKRWMEACLKEE LPSPVELEESLRNGVLLAKLGHCFAPSVVPLKKIYDVEQLRYQATGLHFRHTDN INFWLSAIAHIGLPSTFFPETTDIYDKKNMPRVVYCIHALSLFLFRLGLAPQIHDL GKVKFTAEEELSNMASELAKYGLQLPAFSKIGGILANELSVDEAAVHAAVLAINEA VERGVVEDTLAALQNPSALLENLREPLAAVYQEMLAQAKMEKAANARNHDDR ESQDIYDHYLTQAEIQGNINHVNVHGALEVVDDALERQSPEALLKALQDPALAL RGVRRDFADWYLEQLNSDREQKAQELGLVELLEKEEVQAGVAAANTKGDQE QAMLHAVQRINKAIRRGVAADTVKELMCPEAQLPPVYPVASSMYQLELAVLQQ QQGELGQEELFVAVEMLSAVVLINRALEARDASGFWSSLVNPATGLAEVEGEN AQRYFDALLKLRQERGMGEDFLSWNDLQATVSQVNAQTQEETDRVLAVSLIN EALDKGSPEKTL SALLLPAAGLDDVSLPVAPRYHLLLVAAKRQKAQVTGDPGA VLWLEEIRQGVVRANQDTNTAQRMALGVAAINQAIKEGKAAQTERVLRNPAVA LRGVVPDCANGYQRALESAMAKKQRPADTAFWVQHDMDKGTAYYFHLQTFQ GIWEQPPGCPLNTSHLTREEIQSAVTKVTAAYDRQQLWKANVGFVIQLQARLR GFLVRQKFAEHSFLRTWLPVAVIKIQAHWRGYRQRKIYLEWLQYFKANLDAIKI QAWARMWAARRQYLRLHYFQKNVNSIVKIQAFFRARKAQDDYRILVHAPHP LSVRRFAHLLNQSQQDFLAEAEELLKQEEVVRKIRSNQQLEQDLNIMDIKIGLL VKNRITLQEVVSHCKKLTNRNKEQLSDMMVLDKQKGLKSLSKERQKLEAYQH LFYLLQTQPIYLAKLIFQMPQNKTTKFMEAVIFSLYNYASSRREAYLLLQLFKTA QEEIKSKVEQPQDVVTGNPTVVRLVRFYRNGRQGSALQEILGKVIQDVLEDK VLSVHTDPVHLYKNWINQTEAQTGQRSHLPYDVTPEQALSHPEVQRRDLIALR NLLAMTDKFLLAITSSVDQIPYGMRYVAKVLKATLAEKFPDATDSEVYKVVGNLL YYRFLNPAVVAPDAFDIVAMAAGGALAAPQRHALGAVAQLLQHAAAGKAFSGQ SQHLRVLNDYLEETHLKFRRKFIHRACQVPEPEERFAVDEYSDMVAVAKPMVYIT VGELVNTHRLLLEHQDCIAPDHQDPLHELLEDLGEPTIPDLIGESIAADGHTDL SKLEVSLTLTNKFEGLEADADDSNTRSLLLSTKQLLADIIQFHPGDTLKEILSLSA SREQEAAHKQLMSRRQACTAQTPEPLRRHRSHTAHSLLPLAEKQRRVLRNLR RLEALGLVSARNGYQGLVDELAKDIRNQHRHRHRRKAELVKLQATLQGLSTKT TFYEEQGDYYSQYIRACLHDLAPDSKSSGKGGKQPSLHYTAAQLLEKGVLEIE DLPASHFRNVIFDITPGDEAGKFEVNAKFLGVDMERFQLHYQDLLQLQYEGVA VMKLFNKAKVNVNLLIFLLNKKFLRK
Notes	This product is produced by and distributed for Abnova, a company based in Taiwan.

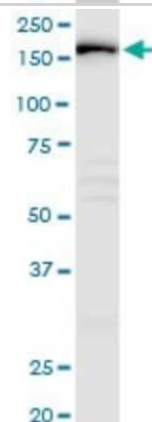
Product Application Details	
Applications	Western Blot
Recommended Dilutions	Western Blot
Application Notes	This antibody is reactive against tissue and transfected lysate in western blot, and as a detection antibody in ELISA.

Images


Western Blot: IQGAP3 Antibody [H00128239-B01P] - Analysis of IQGAP3 expression in human placenta.



Western Blot: IQGAP3 Antibody [H00128239-B01P] - Analysis of IQGAP3 expression in HepG2.



Western Blot: IQGAP3 Antibody [H00128239-B01P] - Analysis of IQGAP3 expression in transfected 293T cell line by IQGAP3 polyclonal antibody. Lane 1: IQGAP3 transfected lysate(179.41 KDa). Lane 2: Non-transfected lysate.





Novus Biologicals USA

10730 E. Briarwood Avenue
Centennial, CO 80112
USA
Phone: 303.730.1950
Toll Free: 1.888.506.6887
Fax: 303.730.1966
nb-customerservice@bio-techne.com

Bio-Techne Canada

21 Canmotor Ave
Toronto, ON M8Z 4E6
Canada
Phone: 905.827.6400
Toll Free: 855.668.8722
Fax: 905.827.6402
canada.inquires@bio-techne.com

Bio-Techne Ltd

19 Barton Lane
Abingdon Science Park
Abingdon, OX14 3NB, United Kingdom
Phone: (44) (0) 1235 529449
Free Phone: 0800 37 34 15
Fax: (44) (0) 1235 533420
info.EMEA@bio-techne.com

General Contact Information

www.novusbio.com
Technical Support: nb-technical@bio-techne.com
Orders: nb-customerservice@bio-techne.com
General: novus@novusbio.com

Products Related to H00128239-B01P

NBP2-33376H	Blue Marker Antibody (6F4-F6) [HRP]
HAF007	Goat anti-Mouse IgG Secondary Antibody [HRP]
NB7539	Goat anti-Mouse IgG (H+L) Secondary Antibody [HRP]
NBP1-97019-5mg	Mouse IgG Isotype Control

Limitations

This product is for research use only and is not approved for use in humans or in clinical diagnosis. Primary Antibodies are guaranteed for 1 year from date of receipt.

For more information on our 100% guarantee, please visit www.novusbio.com/guarantee

Earn gift cards/discounts by submitting a review: www.novusbio.com/reviews/submit/H00128239-B01P

Earn gift cards/discounts by submitting a publication using this product:
www.novusbio.com/publications

