

# Product Datasheet

## RAB3IP Antibody - Azide and BSA Free H00117177-B01P

Unit Size: 0.05 mg

Aliquot and store at -20C or -80C. Avoid freeze-thaw cycles.

[www.novusbio.com](http://www.novusbio.com)



[technical@novusbio.com](mailto:technical@novusbio.com)

**Reviews: 1 Publications: 2**

Protocols, Publications, Related Products, Reviews, Research Tools and Images at:  
[www.novusbio.com/H00117177-B01P](http://www.novusbio.com/H00117177-B01P)

Updated 9/9/2025 v.20.1

Earn rewards for product  
reviews and publications.

Submit a publication at [www.novusbio.com/publications](http://www.novusbio.com/publications)

Submit a review at [www.novusbio.com/reviews/destination/H00117177-B01P](http://www.novusbio.com/reviews/destination/H00117177-B01P)



**H00117177-B01P**

RAB3IP Antibody - Azide and BSA Free

Product Information	
Unit Size	0.05 mg
Concentration	Concentrations vary lot to lot. See vial label for concentration. If unlisted please contact technical services.
Storage	Aliquot and store at -20C or -80C. Avoid freeze-thaw cycles.
Clonality	Polyclonal
Preservative	No Preservative
Isotype	IgG
Purity	Protein G purified
Buffer	PBS (pH 7.4)

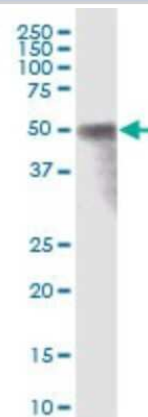
Product Description	
Description	Novus Biologicals Mouse RAB3IP Antibody - Azide and BSA Free (H00117177-B01P) is a polyclonal antibody validated for use in WB and ICC/IF. Anti-RAB3IP Antibody: Cited in 2 publications. All Novus Biologicals antibodies are covered by our 100% guarantee.
Host	Mouse
Gene ID	117177
Gene Symbol	RAB3IP
Species	Human, Rat, Zebrafish
Immunogen	RAB3IP (NP_071901.2, 1 a.a. - 460 a.a.) full-length human protein. MANDPLEGFHEVNLASPTSPDLLGVYESGTQEQTTPSPSVIYRPHPSALSSVPIQ ANALDVSELPTQPVYSSPRRLNCAEISSISFHVTDPA PCSTSGV TAGLTKLTTRK DNYNAEREF LQGATITEACDGSDDIFGLSTDSLRLRSPSVLEVREKGYERLKE ELAKAQRELKLD EECERLSKVRDQLGQELEELTASLFEEAHKMOVREANIKQAT AEKQLKEAQQKIDVLQAEVAALKTLVLSSSPTSPTQEPLPGGKTPFKKGHTRNK STSSAMSGSHQDLSVIQPIVKDCKEADLSLYNEFRLWKDEPTMDRTPFLDKIY QEDIFPCLTFSKSELASAVLEAVENNTLSIEPVGLQPIRFVKASAVECGGPKKCA LTGQSKSCKHRIKLG DSSNYYYISPFCRYRITSVCNFFTYIRYIQQGLVKQQDVD QMFWEVMQLRKEMSLAKLGYFKEEL
Notes	This product is produced by and distributed for Abnova, a company based in Taiwan.

Product Application Details	
Applications	Western Blot
Recommended Dilutions	Western Blot
Application Notes	This antibody is useful for Western Blot, Functional. Use in ICC/IF was reported in scientific literature (PMID: 28883094).

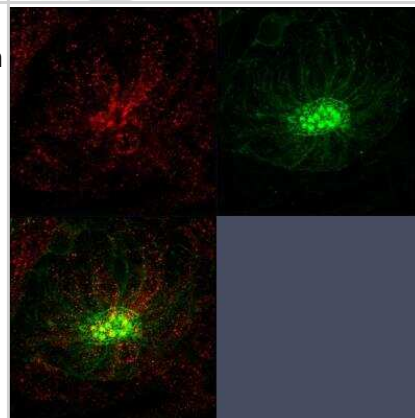


## Images

Western Blot: RAB3IP Antibody [H00117177-B01P] - Analysis of RAB3IP expression in rat brain.



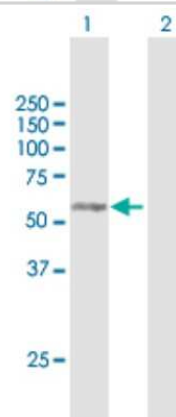
Chromatin Immunoprecipitation: RAB3IP Antibody [H00117177-B01P] - 5dpf neuromast immunostained for Rab3IP (red) and counterstained with phalloidin (green). Image courtesy of customer.



Western Blot: RAB3IP Antibody [H00117177-B01P] - Analysis of RAB3IP expression in human placenta.



Western Blot: RAB3IP Antibody [H00117177-B01P] - Analysis of RAB3IP expression in transfected 293T cell line by RAB3IP polyclonal antibody. Lane 1: RAB3IP transfected lysate(50.6 KDa). Lane 2: Non-transfected lysate.



## Publications

Goodman L, Zallocchi M Integrin alpha 8 and Pcdh15 act as a complex to regulate cilia biogenesis in sensory cells J Cell Sci. 2017-10-31 [PMID: 28883094] (ICC/IF, Zebrafish)

Sakamori R, Das S, Yu S et al. Cdc42 and Rab8a are critical for intestinal stem cell division, survival, and differentiation in mice. J Clin Invest. 2012-02-22 [PMID: 22354172]





### **Novus Biologicals USA**

10730 E. Briarwood Avenue  
Centennial, CO 80112  
USA  
Phone: 303.730.1950  
Toll Free: 1.888.506.6887  
Fax: 303.730.1966  
nb-customerservice@bio-techne.com

### **Bio-Techne Canada**

21 Canmotor Ave  
Toronto, ON M8Z 4E6  
Canada  
Phone: 905.827.6400  
Toll Free: 855.668.8722  
Fax: 905.827.6402  
canada.inquires@bio-techne.com

### **Bio-Techne Ltd**

19 Barton Lane  
Abingdon Science Park  
Abingdon, OX14 3NB, United Kingdom  
Phone: (44) (0) 1235 529449  
Free Phone: 0800 37 34 15  
Fax: (44) (0) 1235 533420  
info.EMEA@bio-techne.com

### **General Contact Information**

www.novusbio.com  
Technical Support: nb-technical@bio-techne.com  
Orders: nb-customerservice@bio-techne.com  
General: novus@novusbio.com

### **Products Related to H00117177-B01P**

---

NBP2-33376H	Blue Marker Antibody (6F4-F6) [HRP]
HAF007	Goat anti-Mouse IgG Secondary Antibody [HRP]
NB7539	Goat anti-Mouse IgG (H+L) Secondary Antibody [HRP]
NBP1-97019-5mg	Mouse IgG Isotype Control

---

### **Limitations**

This product is for research use only and is not approved for use in humans or in clinical diagnosis. Primary Antibodies are guaranteed for 1 year from date of receipt.

For more information on our 100% guarantee, please visit [www.novusbio.com/guarantee](http://www.novusbio.com/guarantee)

Earn gift cards/discounts by submitting a review: [www.novusbio.com/reviews/submit/H00117177-B01P](http://www.novusbio.com/reviews/submit/H00117177-B01P)

Earn gift cards/discounts by submitting a publication using this product:  
[www.novusbio.com/publications](http://www.novusbio.com/publications)

