

# Product Datasheet

## DIS3L Antibody - Azide and BSA Free H00115752-B01P

Unit Size: 0.05 mg

Aliquot and store at -20C or -80C. Avoid freeze-thaw cycles.

[www.novusbio.com](http://www.novusbio.com)



[technical@novusbio.com](mailto:technical@novusbio.com)

### Publications: 1

Protocols, Publications, Related Products, Reviews, Research Tools and Images at:  
[www.novusbio.com/H00115752-B01P](http://www.novusbio.com/H00115752-B01P)

Updated 9/9/2025 v.20.1

Earn rewards for product  
reviews and publications.

Submit a publication at [www.novusbio.com/publications](http://www.novusbio.com/publications)

Submit a review at [www.novusbio.com/reviews/destination/H00115752-B01P](http://www.novusbio.com/reviews/destination/H00115752-B01P)



**H00115752-B01P**

DIS3L Antibody - Azide and BSA Free

Product Information	
Unit Size	0.05 mg
Concentration	Concentrations vary lot to lot. See vial label for concentration. If unlisted please contact technical services.
Storage	Aliquot and store at -20C or -80C. Avoid freeze-thaw cycles.
Clonality	Polyclonal
Preservative	No Preservative
Isotype	IgG
Purity	Protein A purified
Buffer	PBS (pH 7.4)


Product Description	
Description	Novus Biologicals Mouse DIS3L Antibody - Azide and BSA Free (H00115752-B01P) is a polyclonal antibody validated for use in WB and ICC/IF. Anti-DIS3L Antibody: Cited in 1 publication. All Novus Biologicals antibodies are covered by our 100% guarantee.
Host	Mouse
Gene ID	115752
Gene Symbol	DIS3L
Species	Human
Specificity/Sensitivity	Reacts with hypothetical protein MGC4562.
Immunogen	MGC4562 (NP_588616, 1 a.a. - 971 a.a.) full-length human protein. MQTACQAVQHQRGRRQYNKLRNLLKДАРHDCILFANEFQCCYLPRERGES MEKWQTRSIYNAAVWYYHHCQDRMPIVMVTEDEEAIQQYGSETEGVFVITFKN YLDNFWPDLKAAHELCDLSILQSRRERENESQESHGKEYPEHLPLEVLEAGIKS GRYIQGILNVNKHRAQIEAFVRLQGASSKDSDLVSDILIHGMKARNRSIHGDVVV VELLPKNEWKGRTVALCENDCDDKASGESPSEPMPTGRVVGILQKNWRDYVV TFPSKEEVQSQGKNAQKILVTPWDYRIPKIRISTQQAETLQDFRVVVRIDSWES TSVYPNGHFVRVLGRIGDLEGEIATILVENSISVIPFSEAQMCEMPVNTPEP VSPREEQKRKDLRKSRLVFSIDPKGCEVDVDTLSVRTLNNGNLELGVHIADVTH FVAPNSYIDIEARTRATYYLADRRYDMLPSVLSADLCSLLGGVDRYAVSIMWE LDKASYEIKKVWYGRTIIRSA YKLFYEA AQELLDGNLSVDDIPEFKDLDEKSRQ AKLEELVWAIGKLTDIARHVRAKRDGCGALELEGVEVCVQLDDKKNIHDLIPKQ PLEVHETVAECMILANHWVAKKIWESFPHQALLRQHPPPHQEFFSELRECAKA KGFFIDTRSNTLADSLDNANDPHDPVIVNRLLRSMATQAMSNALYFSTGSCAE EFHHYGLALDKYTHFTSPIRRYS DIVVHRLMAAISKDKKMEIKGNLFSNKDLEE LCRHINNRNQAQHSQKQSTELFQCMYFKDKDPATEERCISDGVVYSIRTNGVL LFIPRFGIKGAAYLKNKDGLVISCGPDCSEWKPGLRQRFQNKITSTTTDGESV TFHLFDHVTVRISIQASRCHSDTIRLEIISNKPYPKIPNTELIHQSSPLLKSELVKEVT KSVEEAQLAQEVKVNIIQEEYQEYRQTKGRSLYTLLEEIRDLALLDVSNNYGI
Notes	This product is produced by and distributed for Abnova, a company based in Taiwan.

Product Application Details	
Applications	Western Blot, Immunocytochemistry/ Immunofluorescence
Recommended Dilutions	Western Blot, Immunocytochemistry/ Immunofluorescence
Application Notes	This antibody is reactive against tissue and transfected lysate in western blot.

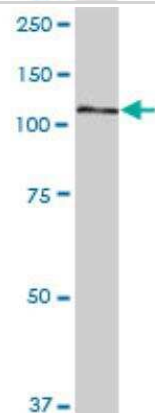


## Images

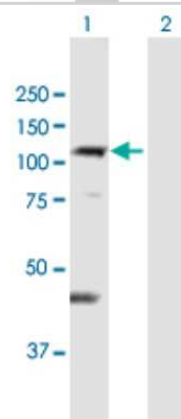
Western Blot: DIS3L Antibody [H00115752-B01P] - Analysis of DIS3L expression in human spleen.



Western Blot: DIS3L Antibody [H00115752-B01P] - MGC4562 MaxPab polyclonal antibody. Western Blot analysis of MGC4562 expression in human liver.



Western Blot: DIS3L Antibody [H00115752-B01P] - Analysis of DIS3L expression in transfected 293T cell line by DIS3L polyclonal antibody. Lane 1: MGC4562 transfected lysate(106.81 KDa). Lane 2: Non-transfected lysate.



## Publications

Staals RH, Bronkhorst AW, Schilders G et al. Dis3-like 1: a novel exoribonuclease associated with the human exosome. *EMBO J* 29(14):2358-67. 2010-07-21 [PMID: 20531389]



### **Novus Biologicals USA**

10730 E. Briarwood Avenue  
Centennial, CO 80112  
USA  
Phone: 303.730.1950  
Toll Free: 1.888.506.6887  
Fax: 303.730.1966  
nb-customerservice@bio-techne.com

### **Bio-Techne Canada**

21 Canmotor Ave  
Toronto, ON M8Z 4E6  
Canada  
Phone: 905.827.6400  
Toll Free: 855.668.8722  
Fax: 905.827.6402  
canada.inquires@bio-techne.com

### **Bio-Techne Ltd**

19 Barton Lane  
Abingdon Science Park  
Abingdon, OX14 3NB, United Kingdom  
Phone: (44) (0) 1235 529449  
Free Phone: 0800 37 34 15  
Fax: (44) (0) 1235 533420  
info.EMEA@bio-techne.com

### **General Contact Information**

www.novusbio.com  
Technical Support: nb-technical@bio-techne.com  
Orders: nb-customerservice@bio-techne.com  
General: novus@novusbio.com

### **Products Related to H00115752-B01P**

---

NBP2-33376H	Blue Marker Antibody (6F4-F6) [HRP]
HAF007	Goat anti-Mouse IgG Secondary Antibody [HRP]
NB7539	Goat anti-Mouse IgG (H+L) Secondary Antibody [HRP]
NBP1-97019-5mg	Mouse IgG Isotype Control

---

### **Limitations**

This product is for research use only and is not approved for use in humans or in clinical diagnosis. Primary Antibodies are guaranteed for 1 year from date of receipt.

For more information on our 100% guarantee, please visit [www.novusbio.com/guarantee](http://www.novusbio.com/guarantee)

Earn gift cards/discounts by submitting a review: [www.novusbio.com/reviews/submit/H00115752-B01P](http://www.novusbio.com/reviews/submit/H00115752-B01P)

Earn gift cards/discounts by submitting a publication using this product:  
[www.novusbio.com/publications](http://www.novusbio.com/publications)

