

Product Datasheet

RAB42 Antibody (3A2) - Azide and BSA Free H00115273-M03

Unit Size: 0.1 mg

Aliquot and store at -20C or -80C. Avoid freeze-thaw cycles.

www.novusbio.com



technical@novusbio.com

Reviews: 1 Publications: 1

Protocols, Publications, Related Products, Reviews, Research Tools and Images at:
www.novusbio.com/H00115273-M03

Updated 9/9/2025 v.20.1

**Earn rewards for product
reviews and publications.**

Submit a publication at www.novusbio.com/publications

Submit a review at www.novusbio.com/reviews/destination/H00115273-M03



H00115273-M03

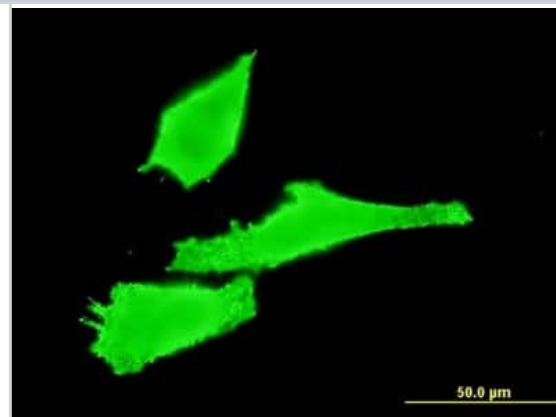
RAB42 Antibody (3A2) - Azide and BSA Free

Product Information	
Unit Size	0.1 mg
Concentration	Concentrations vary lot to lot. See vial label for concentration. If unlisted please contact technical services.
Storage	Aliquot and store at -20C or -80C. Avoid freeze-thaw cycles.
Clonality	Monoclonal
Clone	3A2
Preservative	No Preservative
Isotype	IgG1 Kappa
Purity	IgG purified
Buffer	In 1x PBS, pH 7.4
Product Description	
Description	Novus Biologicals Mouse RAB42 Antibody (3A2) - Azide and BSA Free (H00115273-M03) is a monoclonal antibody validated for use in IHC, WB, ELISA and ICC/IF. Anti-RAB42 Antibody: Cited in 1 publication. All Novus Biologicals antibodies are covered by our 100% guarantee.
Host	Mouse
Gene ID	115273
Gene Symbol	RAB42
Species	Human
Reactivity Notes	Human. Other species not tested.
Specificity/Sensitivity	RAB42 - RAB42, member RAS homolog family
Immunogen	RAB42 (NP_689517, 46 a.a. ~ 105 a.a) partial recombinant protein with GST tag. MW of the GST tag alone is 26 KDa. SVKNNCNVDLAFDTLADAIQQALQQGDIKLEEGWGGVRLIHKTIQIPRSPSRKQH SGPCQC
Notes	This product is produced by and distributed for Abnova, a company based in Taiwan.
Product Application Details	
Applications	Western Blot, Immunohistochemistry-Paraffin, ELISA, Immunocytochemistry/Immunofluorescence, Immunohistochemistry
Recommended Dilutions	Western Blot 1:500, ELISA, Immunohistochemistry, Immunocytochemistry/Immunofluorescence, Immunohistochemistry-Paraffin
Application Notes	Antibody reactive against recombinant protein for Western Blot. Has also been used for immunohistochemistry (paraffin) and ELISA.

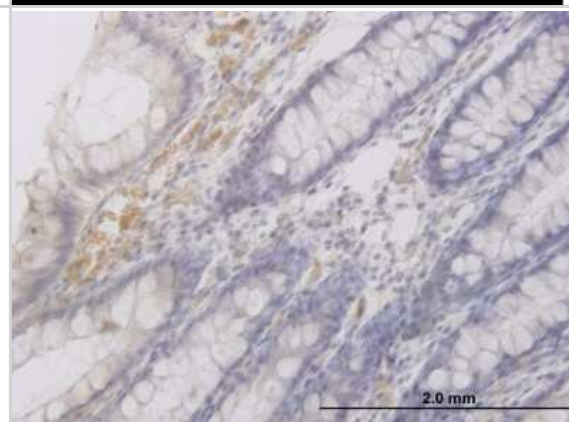


Images

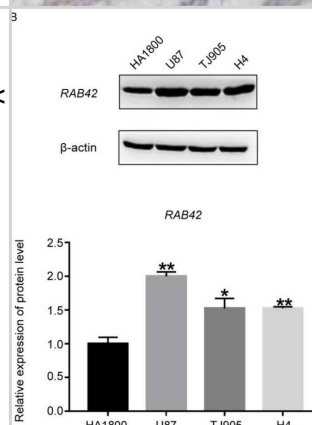
Immunocytochemistry/Immunofluorescence: RAB42 Antibody (3A2) [H00115273-M03] - Analysis of monoclonal antibody to RAB42 on HeLa cell. Antibody concentration 10 ug/ml



Immunohistochemistry-Paraffin: RAB42 Antibody (3A2) [H00115273-M03] - Analysis of monoclonal antibody to RAB42 on formalin-fixed paraffin-embedded human colon. Antibody concentration 3 ug/ml



The RAB42 expression levels in local GBM cells and specimens. (A,B) RAB42 mRNA expression and protein expression were both upregulated in GBM cell lines, respectively (vs. HA1800; * $p < 0.05$, ** $p < 0.01$, *** $p < 0.001$). Image collected and cropped by CiteAb from the following open publication (<https://pubmed.ncbi.nlm.nih.gov/35741652>), licensed under a CC-BY license. Not internally tested by Novus Biologicals.



Publications

Sun L, Yan T, Yang B The Progression Related Gene RAB42 Affects the Prognosis of Glioblastoma Patients Brain sciences 2022-06-11 [PMID: 35741652] (WB, Human)



Novus Biologicals USA

10730 E. Briarwood Avenue
Centennial, CO 80112
USA
Phone: 303.730.1950
Toll Free: 1.888.506.6887
Fax: 303.730.1966
nb-customerservice@bio-techne.com

Bio-Techne Canada

21 Canmotor Ave
Toronto, ON M8Z 4E6
Canada
Phone: 905.827.6400
Toll Free: 855.668.8722
Fax: 905.827.6402
canada.inquires@bio-techne.com

Bio-Techne Ltd

19 Barton Lane
Abingdon Science Park
Abingdon, OX14 3NB, United Kingdom
Phone: (44) (0) 1235 529449
Free Phone: 0800 37 34 15
Fax: (44) (0) 1235 533420
info.EMEA@bio-techne.com

General Contact Information

www.novusbio.com
Technical Support: nb-technical@bio-techne.com
Orders: nb-customerservice@bio-techne.com
General: novus@novusbio.com

Products Related to H00115273-M03

NBP2-33376H	Blue Marker Antibody (6F4-F6) [HRP]
HAF007	Goat anti-Mouse IgG Secondary Antibody [HRP]
NB7539	Goat anti-Mouse IgG (H+L) Secondary Antibody [HRP]
NBP1-43319-0.5mg	Mouse IgG1 Kappa Isotype Control (P3.6.2.8.1)

Limitations

This product is for research use only and is not approved for use in humans or in clinical diagnosis. Primary Antibodies are guaranteed for 1 year from date of receipt.

For more information on our 100% guarantee, please visit www.novusbio.com/guarantee

Earn gift cards/discounts by submitting a review: www.novusbio.com/reviews/submit/H00115273-M03

Earn gift cards/discounts by submitting a publication using this product:
www.novusbio.com/publications

