

# Product Datasheet

## ADA2 beta Antibody (1C8) - Azide and BSA Free H00093624-M08

Unit Size: 0.1 mg

Aliquot and store at -20C or -80C. Avoid freeze-thaw cycles.

[www.novusbio.com](http://www.novusbio.com)



[technical@novusbio.com](mailto:technical@novusbio.com)

### Publications: 1

Protocols, Publications, Related Products, Reviews, Research Tools and Images at:  
[www.novusbio.com/H00093624-M08](http://www.novusbio.com/H00093624-M08)

Updated 9/9/2025 v.20.1

Earn rewards for product  
reviews and publications.

Submit a publication at [www.novusbio.com/publications](http://www.novusbio.com/publications)

Submit a review at [www.novusbio.com/reviews/destination/H00093624-M08](http://www.novusbio.com/reviews/destination/H00093624-M08)



**H00093624-M08**


ADA2 beta Antibody (1C8) - Azide and BSA Free

Product Information	
Unit Size	0.1 mg
Concentration	Concentrations vary lot to lot. See vial label for concentration. If unlisted please contact technical services.
Storage	Aliquot and store at -20C or -80C. Avoid freeze-thaw cycles.
Clonality	Monoclonal
Clone	1C8
Preservative	No Preservative
Isotype	IgG2a Kappa
Purity	IgG purified
Buffer	In 1x PBS, pH 7.4
Product Description	
Description	Novus Biologicals Mouse ADA2 beta Antibody (1C8) - Azide and BSA Free (H00093624-M08) is a monoclonal antibody validated for use in IHC, WB and ELISA. Anti-ADA2 beta Antibody: Cited in 1 publication. All Novus Biologicals antibodies are covered by our 100% guarantee.
Host	Mouse
Gene ID	93624
Gene Symbol	TADA2B
Species	Human, Mouse, Rat
Reactivity Notes	Human, mouse & rat. Other species have not been tested.
Specificity/Sensitivity	MGC21874 (1C8)
Immunogen	MGC21874 (XP_291105, 2 a.a. ~ 110 a.a) partial recombinant protein with GST tag. MW of the GST tag alone is 26 KDa. AELGKKYCVYCLAEVSPLRFRCTECQDIELCPECFSAGAEIGHHRRYHGYQLV DGGRFTLWGPEAEGGWTSREEQLLLDAIEQFGFGNWEDMAAHVVGASRTPQE VMEHY
Notes	This product is produced by and distributed for Abnova, a company based in Taiwan.
Product Application Details	
Applications	Western Blot, Immunohistochemistry-Paraffin, ELISA, Immunohistochemistry, Sandwich ELISA
Recommended Dilutions	Western Blot 1:500, ELISA, Immunohistochemistry, Immunohistochemistry-Paraffin, Sandwich ELISA
Application Notes	Antibody reactive against cell lysate and recombinant protein for Western Blot. Has also been used for immunohistochemistry (paraffin) and ELISA.

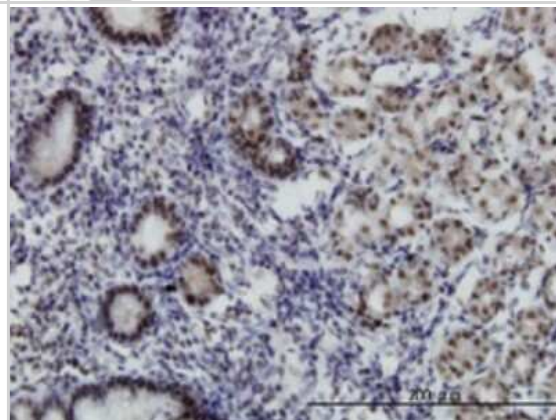


**Images**

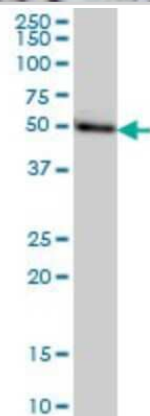
Western Blot: ADA2 beta Antibody (1C8) [H00093624-M08] - Analysis of MGC21874 expression in Raw 264.7 (Cat # L024V1).



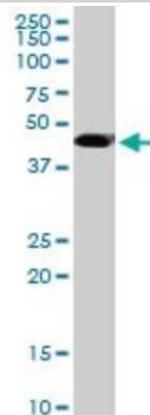
Immunohistochemistry-Paraffin: ADA2 beta Antibody (1C8) [H00093624-M08] - Analysis of monoclonal antibody to MGC21874 on formalin-fixed paraffin-embedded human stomach. Antibody concentration 1.5 ug/ml




Western Blot: ADA2 beta Antibody (1C8) [H00093624-M08] - Analysis of MGC21874 expression in HeLa (Cat # L013V1).



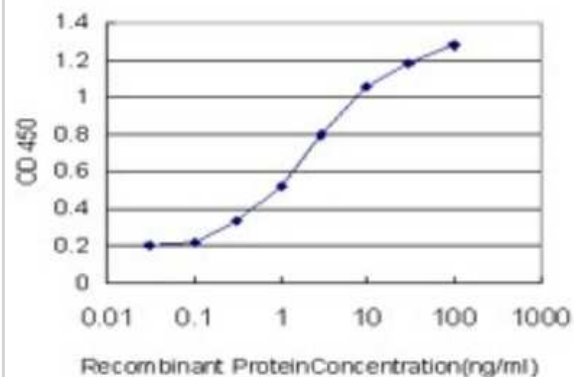
Western Blot: ADA2 beta Antibody (1C8) [H00093624-M08] - Analysis of MGC21874 expression in PC-12 (Cat # L012V1).



Western Blot: ADA2 beta Antibody (1C8) [H00093624-M08] - Analysis of MGC21874 expression in NIH/3T3 (Cat # L018V1).



Sandwich ELISA: ADA2 beta Antibody (1C8) [H00093624-M08] - Detection limit for recombinant GST tagged MGC21874 is approximately 0.3ng/ml as a capture antibody.



## Publications

Guelman S, Kozuka K, Mao Y et al. The double histone acetyltransferase complex ATAC is essential for mammalian development. Mol Cell Biol. 2008-12-22 [PMID: 19103755]



### **Novus Biologicals USA**

10730 E. Briarwood Avenue  
Centennial, CO 80112  
USA  
Phone: 303.730.1950  
Toll Free: 1.888.506.6887  
Fax: 303.730.1966  
nb-customerservice@bio-techne.com

### **Bio-Techne Canada**

21 Canmotor Ave  
Toronto, ON M8Z 4E6  
Canada  
Phone: 905.827.6400  
Toll Free: 855.668.8722  
Fax: 905.827.6402  
canada.inquires@bio-techne.com

### **Bio-Techne Ltd**

19 Barton Lane  
Abingdon Science Park  
Abingdon, OX14 3NB, United Kingdom  
Phone: (44) (0) 1235 529449  
Free Phone: 0800 37 34 15  
Fax: (44) (0) 1235 533420  
info.EMEA@bio-techne.com

### **General Contact Information**

www.novusbio.com  
Technical Support: nb-technical@bio-techne.com  
Orders: nb-customerservice@bio-techne.com  
General: novus@novusbio.com

### **Products Related to H00093624-M08**

---

NBP2-33376H	Blue Marker Antibody (6F4-F6) [HRP]
HAF007	Goat anti-Mouse IgG Secondary Antibody [HRP]
NB7539	Goat anti-Mouse IgG (H+L) Secondary Antibody [HRP]
NBP1-96981-0.5mg	Mouse IgG2a Kappa Isotype Control (M2AK)

---

### **Limitations**

This product is for research use only and is not approved for use in humans or in clinical diagnosis. Primary Antibodies are guaranteed for 1 year from date of receipt.

For more information on our 100% guarantee, please visit [www.novusbio.com/guarantee](http://www.novusbio.com/guarantee)

Earn gift cards/discounts by submitting a review: [www.novusbio.com/reviews/submit/H00093624-M08](http://www.novusbio.com/reviews/submit/H00093624-M08)

Earn gift cards/discounts by submitting a publication using this product:  
[www.novusbio.com/publications](http://www.novusbio.com/publications)

