

# Product Datasheet

## NEK9 Antibody (1F6) - Azide and BSA Free H00091754-M01

Unit Size: 0.1 mg

Aliquot and store at -20C or -80C. Avoid freeze-thaw cycles.

[www.novusbio.com](http://www.novusbio.com)



[technical@novusbio.com](mailto:technical@novusbio.com)

### Publications: 1

Protocols, Publications, Related Products, Reviews, Research Tools and Images at:  
[www.novusbio.com/H00091754-M01](http://www.novusbio.com/H00091754-M01)

Updated 9/9/2025 v.20.1

Earn rewards for product  
reviews and publications.

Submit a publication at [www.novusbio.com/publications](http://www.novusbio.com/publications)

Submit a review at [www.novusbio.com/reviews/destination/H00091754-M01](http://www.novusbio.com/reviews/destination/H00091754-M01)



**H00091754-M01**


NEK9 Antibody (1F6) - Azide and BSA Free

Product Information	
<b>Unit Size</b>	0.1 mg
<b>Concentration</b>	Concentrations vary lot to lot. See vial label for concentration. If unlisted please contact technical services.
<b>Storage</b>	Aliquot and store at -20C or -80C. Avoid freeze-thaw cycles.
<b>Clonality</b>	Monoclonal
<b>Clone</b>	1F6
<b>Preservative</b>	No Preservative
<b>Isotype</b>	IgG2a Kappa
<b>Purity</b>	IgG purified
<b>Buffer</b>	In 1x PBS, pH 7.4
Product Description	
<b>Description</b>	Novus Biologicals Mouse NEK9 Antibody (1F6) - Azide and BSA Free (H00091754-M01) is a monoclonal antibody validated for use in WB, ELISA and ICC/IF. Anti-NEK9 Antibody: Cited in 1 publication. All Novus Biologicals antibodies are covered by our 100% guarantee.
<b>Host</b>	Mouse
<b>Gene ID</b>	91754
<b>Gene Symbol</b>	NEK9
<b>Species</b>	Human, Mouse, Rat
<b>Reactivity Notes</b>	Human, Mouse, Rat. Other species not tested.
<b>Specificity/Sensitivity</b>	NEK9 - NIMA (never in mitosis gene a)- related kinase 9
<b>Immunogen</b>	NEK9 (AAH09336, 226 a.a. ~ 326 a.a) partial recombinant protein with GST tag. MW of the GST tag alone is 26 KDa. AGKGTPLTPPACACSSLQVEVERLQGLVLKCLAEQQKLQQENLQIFTQLQKLN KKLEGGQQVGMHSGTQTAKKEEMEMDPKPDLDSDSWCLLGTDSRPSL
<b>Notes</b>	This product is produced by and distributed for Abnova, a company based in Taiwan.
Product Application Details	
<b>Applications</b>	Western Blot, ELISA, Immunocytochemistry/ Immunofluorescence, Sandwich ELISA
<b>Recommended Dilutions</b>	Western Blot 1:500, ELISA, Immunocytochemistry/ Immunofluorescence, Sandwich ELISA
<b>Application Notes</b>	Antibody reactive against cell lysate, transfected lysate and recombinant protein for Western Blot. Has also been used for immunofluorescence and ELISA.

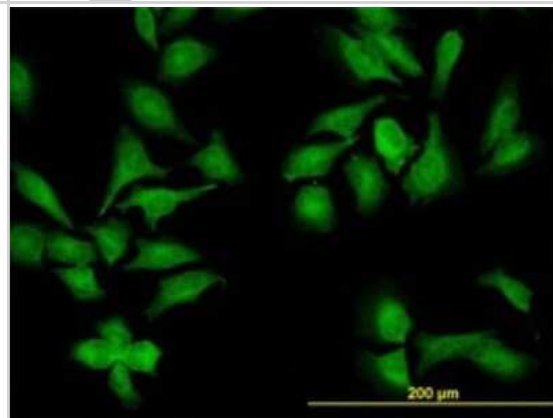


**Images**

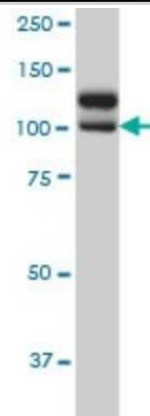
Western Blot: NEK9 Antibody (1F6) [H00091754-M01] - NEK9 monoclonal antibody (M01), clone 1F6. Analysis of NEK9 expression in NIH/3T3.



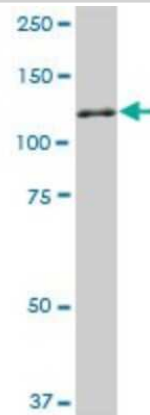
Immunocytochemistry/Immunofluorescence: NEK9 Antibody (1F6) [H00091754-M01] - Analysis of monoclonal antibody to NEK9 on HeLa cell. Antibody concentration 10 ug/ml.



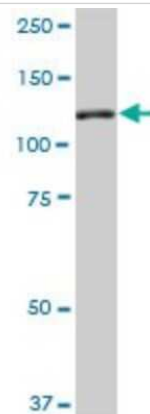
Western Blot: NEK9 Antibody (1F6) [H00091754-M01] - NEK9 monoclonal antibody (M01), clone 1F6 Analysis of NEK9 expression in HeLa.




Western Blot: NEK9 Antibody (1F6) [H00091754-M01] - NEK9 monoclonal antibody (M01), clone 1F6. Analysis of NEK9 expression in PC-12.



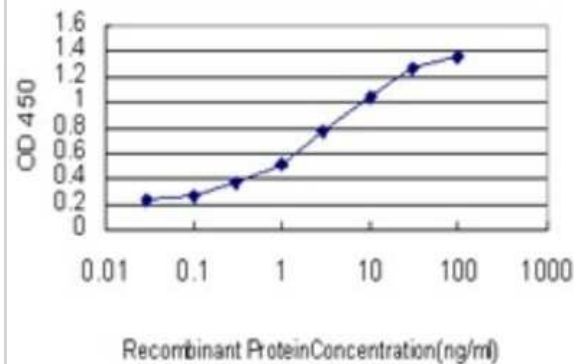
Western Blot: NEK9 Antibody (1F6) [H00091754-M01] - NEK9 monoclonal antibody (M01), clone 1F6. Analysis of NEK9 expression in Raw 264.7.



Western Blot: NEK9 Antibody (1F6) [H00091754-M01] - Analysis of NEK9 expression in transfected 293T cell line by NEK9 monoclonal antibody (M01), clone 1F6. Lane 1: NEK9 transfected lysate (107.2 kDa). Lane 2: Non-transfected lysate.



Sandwich ELISA: NEK9 Antibody (1F6) [H00091754-M01] - Detection limit for recombinant GST tagged NEK9 is approximately 0.03 ng/ml as a capture antibody.



## Publications

Konig S, Probst-Kepper M, Reinl T et al. First insight into the kinome of human regulatory T cells. PLoS One. 2012-07-16 [PMID: 22815858]



### **Novus Biologicals USA**

10730 E. Briarwood Avenue  
Centennial, CO 80112  
USA  
Phone: 303.730.1950  
Toll Free: 1.888.506.6887  
Fax: 303.730.1966  
nb-customerservice@bio-techne.com

### **Bio-Techne Canada**

21 Canmotor Ave  
Toronto, ON M8Z 4E6  
Canada  
Phone: 905.827.6400  
Toll Free: 855.668.8722  
Fax: 905.827.6402  
canada.inquires@bio-techne.com

### **Bio-Techne Ltd**

19 Barton Lane  
Abingdon Science Park  
Abingdon, OX14 3NB, United Kingdom  
Phone: (44) (0) 1235 529449  
Free Phone: 0800 37 34 15  
Fax: (44) (0) 1235 533420  
info.EMEA@bio-techne.com

### **General Contact Information**

www.novusbio.com  
Technical Support: nb-technical@bio-techne.com  
Orders: nb-customerservice@bio-techne.com  
General: novus@novusbio.com

### **Products Related to H00091754-M01**

---

NBP2-33376H	Blue Marker Antibody (6F4-F6) [HRP]
HAF007	Goat anti-Mouse IgG Secondary Antibody [HRP]
NB7539	Goat anti-Mouse IgG (H+L) Secondary Antibody [HRP]
NBP1-96981-0.5mg	Mouse IgG2a Kappa Isotype Control (M2AK)

---

### **Limitations**

This product is for research use only and is not approved for use in humans or in clinical diagnosis. Primary Antibodies are guaranteed for 1 year from date of receipt.

For more information on our 100% guarantee, please visit [www.novusbio.com/guarantee](http://www.novusbio.com/guarantee)

Earn gift cards/discounts by submitting a review: [www.novusbio.com/reviews/submit/H00091754-M01](http://www.novusbio.com/reviews/submit/H00091754-M01)

Earn gift cards/discounts by submitting a publication using this product:  
[www.novusbio.com/publications](http://www.novusbio.com/publications)

