

Product Datasheet

ZNF622 Antibody (3C5) - Azide and BSA Free H00090441-M02

Unit Size: 0.1 mg

Aliquot and store at -20C or -80C. Avoid freeze-thaw cycles.

www.novusbio.com



technical@novusbio.com

Protocols, Publications, Related Products, Reviews, Research Tools and Images at:
www.novusbio.com/H00090441-M02

Updated 9/9/2025 v.20.1

Earn rewards for product
reviews and publications.

Submit a publication at www.novusbio.com/publications

Submit a review at www.novusbio.com/reviews/destination/H00090441-M02




H00090441-M02**ZNF622 Antibody (3C5) - Azide and BSA Free**

Product Information	
Unit Size	0.1 mg
Concentration	Concentrations vary lot to lot. See vial label for concentration. If unlisted please contact technical services.
Storage	Aliquot and store at -20C or -80C. Avoid freeze-thaw cycles.
Clonality	Monoclonal
Clone	3C5
Preservative	No Preservative
Isotype	IgG1 Kappa
Purity	IgG purified
Buffer	In 1x PBS, pH 7.4
Product Description	
Description	Novus Biologicals Mouse ZNF622 Antibody (3C5) - Azide and BSA Free (H00090441-M02) is a monoclonal antibody validated for use in WB, ELISA and ICC/IF. All Novus Biologicals antibodies are covered by our 100% guarantee.
Host	Mouse
Gene ID	90441
Gene Symbol	ZNF622
Species	Human, Mouse, Rat
Reactivity Notes	Human, mouse & rat. Other species have not been tested.
Specificity/Sensitivity	ZNF622 - zinc finger protein 622
Immunogen	ZNF622 (NP_219482, 1 a.a. ~ 100 a.a) partial recombinant protein with GST tag. MW of the GST tag alone is 26 KDa. MATYTCITCRVAFRDADMQRAHYKTDWHRYNLRRKVASMAPVTAEGFQERVR AQRVAEEEEESKGSATYCTVCSKKFASFNAYENHLKSRRHVELEKKAVQ
Notes	This product is produced by and distributed for Abnova, a company based in Taiwan.
Product Application Details	
Applications	Western Blot, ELISA, Immunocytochemistry/ Immunofluorescence, Sandwich ELISA
Recommended Dilutions	Western Blot 1:500, ELISA, Immunocytochemistry/ Immunofluorescence, Sandwich ELISA
Application Notes	Antibody reactive against cell lysate, transfected lysate and recombinant protein for Western Blot. Has also been used for immunofluorescence and ELISA.

Images

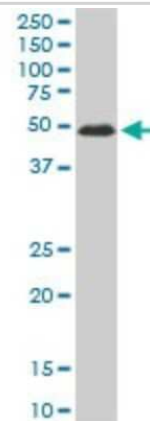
Western Blot: ZNF622 Antibody (3C5) [H00090441-M02] - ZNF622 monoclonal antibody (M02), clone 3C5. Analysis of ZNF622 expression in K-562.




Immunocytochemistry/Immunofluorescence: ZNF622 Antibody (3C5) [H00090441-M02] - Analysis of monoclonal antibody to ZNF622 on HeLa cell. Antibody concentration 10 ug/ml.



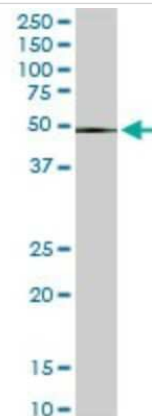
Western Blot: ZNF622 Antibody (3C5) [H00090441-M02] - ZNF622 monoclonal antibody (M02), clone 3C5. Analysis of ZNF622 expression in PC-12.



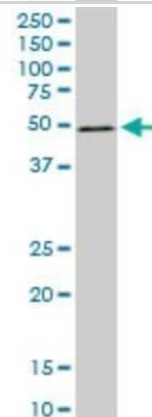
Western Blot: ZNF622 Antibody (3C5) [H00090441-M02] - ZNF622 monoclonal antibody (M02), clone 3C5. Analysis of ZNF622 expression in Hela S3 NE.



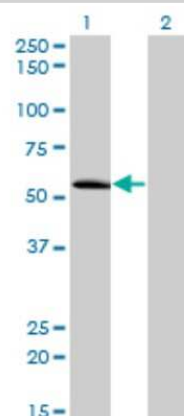
Western Blot: ZNF622 Antibody (3C5) [H00090441-M02] - ZNF622 monoclonal antibody (M02), clone 3C5. Analysis of ZNF622 expression in Raw 264.7.



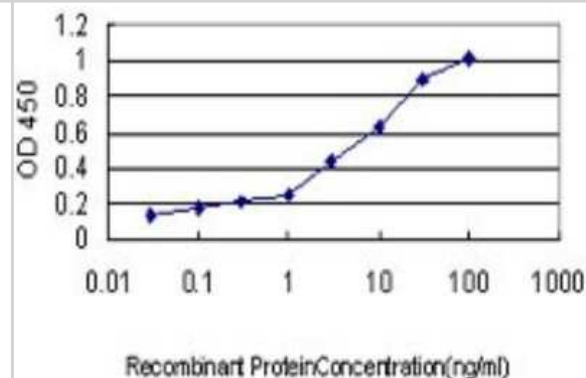
Western Blot: ZNF622 Antibody (3C5) [H00090441-M02] - ZNF622 monoclonal antibody (M02), clone 3C5. Analysis of ZNF622 expression in NIH/3T3.



Western Blot: ZNF622 Antibody (3C5) [H00090441-M02] - Analysis of ZNF622 expression in transfected 293T cell line by ZNF622 monoclonal antibody (M02), clone 3C5. Lane 1: ZNF622 transfected lysate (54.3 kDa). Lane 2: Non-transfected lysate.



Sandwich ELISA: ZNF622 Antibody (3C5) [H00090441-M02] - Detection limit for recombinant GST tagged ZNF622 is approximately 0.03ng/ml as a capture antibody.





Novus Biologicals USA

10730 E. Briarwood Avenue
Centennial, CO 80112
USA
Phone: 303.730.1950
Toll Free: 1.888.506.6887
Fax: 303.730.1966
nb-customerservice@bio-techne.com

Bio-Techne Canada

21 Canmotor Ave
Toronto, ON M8Z 4E6
Canada
Phone: 905.827.6400
Toll Free: 855.668.8722
Fax: 905.827.6402
canada.inquires@bio-techne.com

Bio-Techne Ltd

19 Barton Lane
Abingdon Science Park
Abingdon, OX14 3NB, United Kingdom
Phone: (44) (0) 1235 529449
Free Phone: 0800 37 34 15
Fax: (44) (0) 1235 533420
info.EMEA@bio-techne.com

General Contact Information

www.novusbio.com
Technical Support: nb-technical@bio-techne.com
Orders: nb-customerservice@bio-techne.com
General: novus@novusbio.com

Products Related to H00090441-M02

NBP2-33376H	Blue Marker Antibody (6F4-F6) [HRP]
HAF007	Goat anti-Mouse IgG Secondary Antibody [HRP]
NB7539	Goat anti-Mouse IgG (H+L) Secondary Antibody [HRP]
NBP1-43319-0.5mg	Mouse IgG1 Kappa Isotype Control (P3.6.2.8.1)

Limitations

This product is for research use only and is not approved for use in humans or in clinical diagnosis. Primary Antibodies are guaranteed for 1 year from date of receipt.

For more information on our 100% guarantee, please visit www.novusbio.com/guarantee

Earn gift cards/discounts by submitting a review: www.novusbio.com/reviews/submit/H00090441-M02

Earn gift cards/discounts by submitting a publication using this product:
www.novusbio.com/publications

