

# Product Datasheet

## PPIL4 Antibody (1C10) - Azide and BSA Free H00085313-M01

Unit Size: 0.1 mg

Aliquot and store at -20C or -80C. Avoid freeze-thaw cycles.

[www.novusbio.com](http://www.novusbio.com)



[technical@novusbio.com](mailto:technical@novusbio.com)

Protocols, Publications, Related Products, Reviews, Research Tools and Images at:  
[www.novusbio.com/H00085313-M01](http://www.novusbio.com/H00085313-M01)

Updated 9/9/2025 v.20.1

Earn rewards for product  
reviews and publications.

Submit a publication at [www.novusbio.com/publications](http://www.novusbio.com/publications)

Submit a review at [www.novusbio.com/reviews/destination/H00085313-M01](http://www.novusbio.com/reviews/destination/H00085313-M01)



**H00085313-M01**

PPIL4 Antibody (1C10) - Azide and BSA Free

Product Information	
Unit Size	0.1 mg
Concentration	Concentrations vary lot to lot. See vial label for concentration. If unlisted please contact technical services.
Storage	Aliquot and store at -20C or -80C. Avoid freeze-thaw cycles.
Clonality	Monoclonal
Clone	1C10
Preservative	No Preservative
Isotype	IgG2a Kappa
Purity	IgG purified
Buffer	In 1x PBS, pH 7.4


Product Description	
Description	Novus Biologicals Mouse PPIL4 Antibody (1C10) - Azide and BSA Free (H00085313-M01) is a monoclonal antibody validated for use in WB, ELISA and ICC/IF. All Novus Biologicals antibodies are covered by our 100% guarantee.
Host	Mouse
Gene ID	85313
Gene Symbol	PPIL4
Species	Human
Reactivity Notes	Human. Other species not tested.
Specificity/Sensitivity	PPIL4 - peptidylprolyl isomerase (cyclophilin)-like 4
Immunogen	PPIL4 (NP_624311, 395 a.a. ~ 466 a.a) partial recombinant protein with GST tag. MW of the GST tag alone is 26 KDa. EKEDEDYMPIKNTNQDIYREMGFGHYEEEEESCWEKQKSEKRDRTQNRSRSR RERDGHYSNSHKSKYQTDLY
Notes	This product is produced by and distributed for Abnova, a company based in Taiwan.

Product Application Details	
Applications	Western Blot, ELISA, Immunocytochemistry/ Immunofluorescence, Knockdown Validated
Recommended Dilutions	Western Blot, ELISA, Immunocytochemistry/ Immunofluorescence, Knockdown Validated
Application Notes	Antibody reactive against cell lysate and recombinant protein for Western Blot. Has also been used for immunofluorescence, RNAi validation and ELISA.

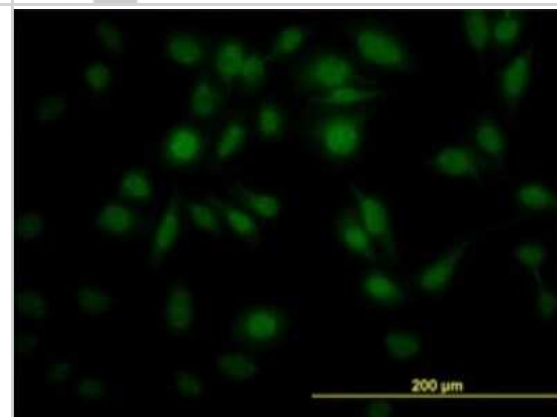


## Images

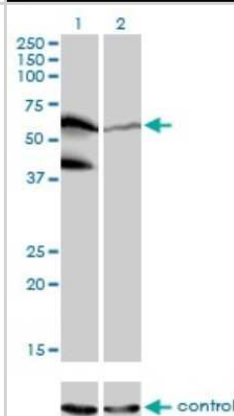
Western Blot: PPIL4 Antibody (1C10) [H00085313-M01] - PPIL4 monoclonal antibody (M01), clone 1C10 Analysis of PPIL4 expression in HeLa S3 NE.



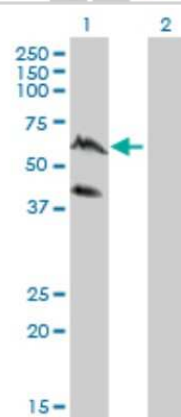
Immunocytochemistry/Immunofluorescence: PPIL4 Antibody (1C10) [H00085313-M01] - Analysis of monoclonal antibody to PPIL4 on HeLa cell. Antibody concentration 10 ug/ml.



Western Blot: PPIL4 Antibody (1C10) [H00085313-M01] - Analysis of PPIL4 over-expressed 293 cell line, cotransfected with PPIL4 Validated Chimera RNAi ( Cat # H00085313-R01V ) (Lane 2) or non-transfected control (Lane 1). Blot probed with PPIL4 monoclonal antibody (M01), clone 1C10 (Cat # H00085313-M01 ). GAPDH ( 36.1 kDa ) used as specificity and loading control.



Western Blot: PPIL4 Antibody (1C10) [H00085313-M01] - Analysis of PPIL4 expression in transfected 293T cell line by PPIL4 monoclonal antibody (M01), clone 1C10. Lane 1: PPIL4 transfected lysate(57.2 KDa). Lane 2: Non-transfected lysate.





### **Novus Biologicals USA**

10730 E. Briarwood Avenue  
Centennial, CO 80112  
USA  
Phone: 303.730.1950  
Toll Free: 1.888.506.6887  
Fax: 303.730.1966  
nb-customerservice@bio-techne.com

### **Bio-Techne Canada**

21 Canmotor Ave  
Toronto, ON M8Z 4E6  
Canada  
Phone: 905.827.6400  
Toll Free: 855.668.8722  
Fax: 905.827.6402  
canada.inquires@bio-techne.com

### **Bio-Techne Ltd**

19 Barton Lane  
Abingdon Science Park  
Abingdon, OX14 3NB, United Kingdom  
Phone: (44) (0) 1235 529449  
Free Phone: 0800 37 34 15  
Fax: (44) (0) 1235 533420  
info.EMEA@bio-techne.com

### **General Contact Information**

www.novusbio.com  
Technical Support: nb-technical@bio-techne.com  
Orders: nb-customerservice@bio-techne.com  
General: novus@novusbio.com

### **Products Related to H00085313-M01**

---

NBP2-33376H	Blue Marker Antibody (6F4-F6) [HRP]
HAF007	Goat anti-Mouse IgG Secondary Antibody [HRP]
NB7539	Goat anti-Mouse IgG (H+L) Secondary Antibody [HRP]
NBP1-96981-0.5mg	Mouse IgG2a Kappa Isotype Control (M2AK)

---

### **Limitations**

This product is for research use only and is not approved for use in humans or in clinical diagnosis. Primary Antibodies are guaranteed for 1 year from date of receipt.

For more information on our 100% guarantee, please visit [www.novusbio.com/guarantee](http://www.novusbio.com/guarantee)

Earn gift cards/discounts by submitting a review: [www.novusbio.com/reviews/submit/H00085313-M01](http://www.novusbio.com/reviews/submit/H00085313-M01)

Earn gift cards/discounts by submitting a publication using this product:  
[www.novusbio.com/publications](http://www.novusbio.com/publications)

