

Product Datasheet

KDM2B Antibody (5G1) - Azide and BSA Free H00084678-M09

Unit Size: 0.1 mg

Aliquot and store at -20C or -80C. Avoid freeze-thaw cycles.

www.novusbio.com



technical@novusbio.com

Publications: 4

Protocols, Publications, Related Products, Reviews, Research Tools and Images at:
www.novusbio.com/H00084678-M09

Updated 9/9/2025 v.20.1

Earn rewards for product
reviews and publications.

Submit a publication at www.novusbio.com/publications

Submit a review at www.novusbio.com/reviews/destination/H00084678-M09



H00084678-M09

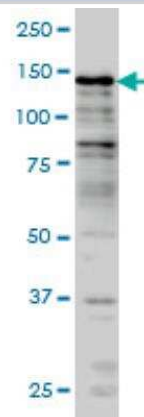
KDM2B Antibody (5G1) - Azide and BSA Free

Product Information	
Unit Size	0.1 mg
Concentration	Concentrations vary lot to lot. See vial label for concentration. If unlisted please contact technical services.
Storage	Aliquot and store at -20C or -80C. Avoid freeze-thaw cycles.
Clonality	Monoclonal
Clone	5G1
Preservative	No Preservative
Isotype	IgG2b Kappa
Purity	IgG purified
Buffer	In 1x PBS, pH 7.4
Product Description	
Description	Novus Biologicals Mouse KDM2B Antibody (5G1) - Azide and BSA Free (H00084678-M09) is a monoclonal antibody validated for use in WB, ELISA and ICC/IF. Anti-KDM2B Antibody: Cited in 4 publications. All Novus Biologicals antibodies are covered by our 100% guarantee.
Host	Mouse
Gene ID	84678
Gene Symbol	KDM2B
Species	Human
Specificity/Sensitivity	FBXL10 - F-box and leucine-rich repeat protein 10
Immunogen	FBXL10 (NP_115979, 457 a.a. ~ 555 a.a) partial recombinant protein with GST tag. MW of the GST tag alone is 26 KDa. LGKKPKAPALRFLKRTLSESEESVKSTTLAVDYPKTPTGSPATEVSAKWTHLT EFELKGLKALVEKLESLPENKKCVPEGIEDPQALLEGVKNVLKEH
Notes	This product is produced by and distributed for Abnova, a company based in Taiwan.
Product Application Details	
Applications	Western Blot, ELISA, Immunocytochemistry/ Immunofluorescence, Sandwich ELISA
Recommended Dilutions	Western Blot 1:500, ELISA 1:100-1:2000, Immunocytochemistry/ Immunofluorescence 1:10-1:500, Sandwich ELISA
Application Notes	Antibody reactive against cell lysate and recombinant protein for Western Blot. Has also been used for immunofluorescence and ELISA.

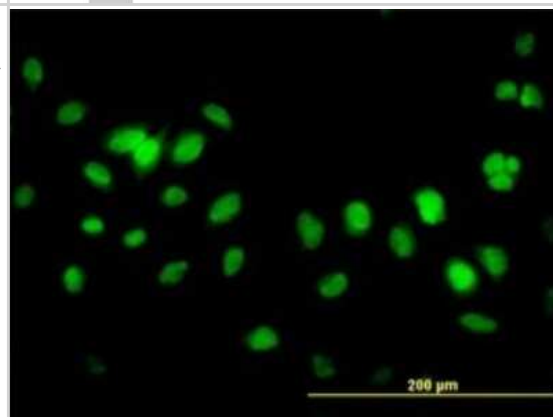


Images

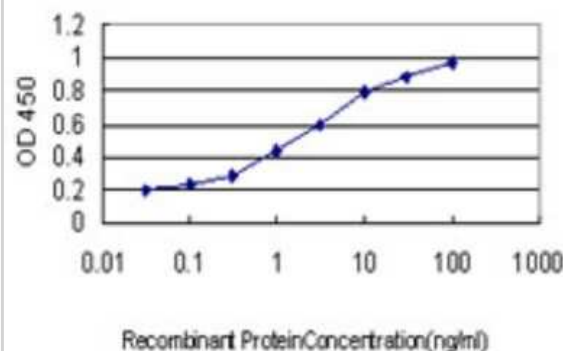
Western Blot: KDM2B Antibody (5G1) [H00084678-M09] - Western Blot analysis of FBXL10 expression in HeLa NE (Cat # L013V3).



Immunocytochemistry/Immunofluorescence: KDM2B Antibody (5G1) [H00084678-M09] - Analysis of monoclonal antibody to FBXL10 on HeLa cell. Antibody concentration 10 ug/ml



Sandwich ELISA: KDM2B Antibody (5G1) [H00084678-M09] - Detection limit for recombinant GST tagged FBXL10 is approximately 0.1ng/ml as a capture antibody.



Publications

Jentoft I, Bäuerlein F, Welp L et al. Mammalian oocytes store proteins for the early embryo on cytoplasmic lattices *Cell* 2023-11-01 [PMID: 37922900]

Traynor S, Mollegaard NE, Jorgensen MG, et al. Remodeling and destabilization of chromosome 1 pericentromeric heterochromatin by SSX proteins *Nucleic Acids Res.* 2019-05-22 [PMID: 31114908] (ICC/IF, Human)

Frescas D, Guardavaccaro D, Kuchay SM et al. KDM2A represses transcription of centromeric satellite repeats and maintains the heterochromatic state. *Cell Cycle* 2008-11-15 [PMID: 19001877]

Frescas D, Guardavaccaro D, Bassermann F et al. JHDM1B/FBXL10 is a nucleolar protein that represses transcription of ribosomal RNA genes. *Nature.* 2007-11-08 [PMID: 17994099]



Novus Biologicals USA

10730 E. Briarwood Avenue
Centennial, CO 80112
USA
Phone: 303.730.1950
Toll Free: 1.888.506.6887
Fax: 303.730.1966
nb-customerservice@bio-techne.com

Bio-Techne Canada

21 Canmotor Ave
Toronto, ON M8Z 4E6
Canada
Phone: 905.827.6400
Toll Free: 855.668.8722
Fax: 905.827.6402
canada.inquires@bio-techne.com

Bio-Techne Ltd

19 Barton Lane
Abingdon Science Park
Abingdon, OX14 3NB, United Kingdom
Phone: (44) (0) 1235 529449
Free Phone: 0800 37 34 15
Fax: (44) (0) 1235 533420
info.EMEA@bio-techne.com

General Contact Information

www.novusbio.com
Technical Support: nb-technical@bio-techne.com
Orders: nb-customerservice@bio-techne.com
General: novus@novusbio.com

Products Related to H00084678-M09

NBP2-33376H	Blue Marker Antibody (6F4-F6) [HRP]
HAF007	Goat anti-Mouse IgG Secondary Antibody [HRP]
NB7539	Goat anti-Mouse IgG (H+L) Secondary Antibody [HRP]
NBP1-43317-0.5mg	Mouse IgG2b Kappa Light Chain Isotype Control (MG2b)

Limitations

This product is for research use only and is not approved for use in humans or in clinical diagnosis. Primary Antibodies are guaranteed for 1 year from date of receipt.

For more information on our 100% guarantee, please visit www.novusbio.com/guarantee

Earn gift cards/discounts by submitting a review: www.novusbio.com/reviews/submit/H00084678-M09

Earn gift cards/discounts by submitting a publication using this product:
www.novusbio.com/publications

