

# Product Datasheet

## RHOXF2 Antibody - Azide and BSA Free H00084528-B01P

Unit Size: 0.05 mg

Aliquot and store at -20C or -80C. Avoid freeze-thaw cycles.

[www.novusbio.com](http://www.novusbio.com)



[technical@novusbio.com](mailto:technical@novusbio.com)

Protocols, Publications, Related Products, Reviews, Research Tools and Images at:  
[www.novusbio.com/H00084528-B01P](http://www.novusbio.com/H00084528-B01P)

Updated 9/9/2025 v.20.1

Earn rewards for product  
reviews and publications.

Submit a publication at [www.novusbio.com/publications](http://www.novusbio.com/publications)

Submit a review at [www.novusbio.com/reviews/destination/H00084528-B01P](http://www.novusbio.com/reviews/destination/H00084528-B01P)



**H00084528-B01P**

RHOXF2 Antibody - Azide and BSA Free

Product Information	
Unit Size	0.05 mg
Concentration	Concentrations vary lot to lot. See vial label for concentration. If unlisted please contact technical services.
Storage	Aliquot and store at -20C or -80C. Avoid freeze-thaw cycles.
Clonality	Polyclonal
Preservative	No Preservative
Isotype	IgG
Purity	Protein A purified
Buffer	PBS (pH 7.4)

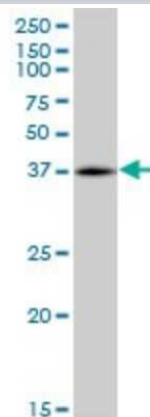
Product Description	
Description	Novus Biologicals Mouse RHOXF2 Antibody - Azide and BSA Free (H00084528-B01P) is a polyclonal antibody validated for use in WB and ICC/IF. All Novus Biologicals antibodies are covered by our 100% guarantee.
Host	Mouse
Gene ID	84528
Gene Symbol	RHOXF2
Species	Human, Mouse, Rat
Specificity/Sensitivity	RHOXF2 - RhoX homeobox family, member 2,
Immunogen	RHOXF2 (AAH21719, 1 a.a. - 288 a.a.) full-length human protein. MEPPDQCSQYMTSLLSPAVDDEKELQDMNAMVLSL TEEVKEEEEEDAQPEPEQ GTAAGEKLKSAGAQQGEEKDGGGEEKDGGGAGVPGHLWEGDLEGTSGSDG NVEDSDQSEKEPGQQYSRPRGAVGGLEPGNAQQPNVHAFTPLQLQELERIFQ REQFPSEFLRRRLARSMNVTELVQIWFENRRRAKWRRHQRALMARNMLPFMA VGQPVMTAAEAITAPLFISGMRDDYFWDHSHSSSLCFMPPFPFPPSLPLPLM LLPPMPPAGQAEFGPFVIVPSFTFPNV
Notes	This product is produced by and distributed for Abnova, a company based in Taiwan.

Product Application Details	
Applications	Western Blot, Immunocytochemistry/ Immunofluorescence
Recommended Dilutions	Western Blot 1:500, Immunocytochemistry/ Immunofluorescence
Application Notes	Antibody reactive against Recombinant Protein with GST tag on ELISA and Western Blot and also on transfected lysate in western blot. GST tag alone is used as a negative control. It is also useful for immunofluorescence.

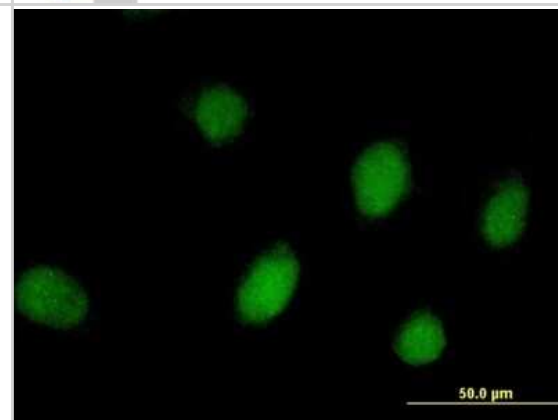


**Images**

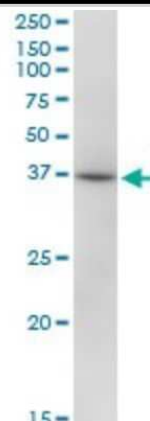
Western Blot: RHOXF2 Antibody [H00084528-B01P] - Analysis of PEPP-2 expression in K-562.



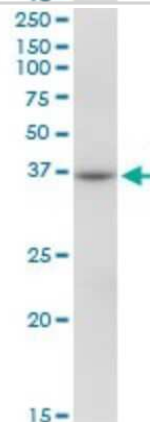
Immunocytochemistry/Immunofluorescence: RHOXF2 Antibody [H00084528-B01P] - Analysis of purified antibody to PEPP-2 on HeLa cell. (antibody concentration 10 ug/ml)



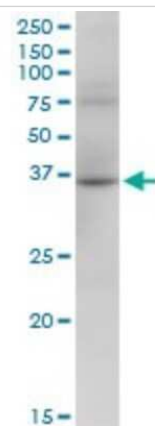
Western Blot: RHOXF2 Antibody [H00084528-B01P] - Analysis of RHOXF2 expression in PC-12.



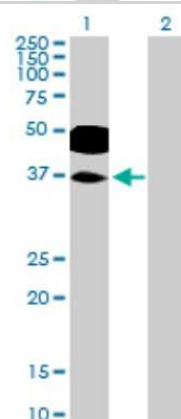
Western Blot: RHOXF2 Antibody [H00084528-B01P] - Analysis of RHOXF2 expression in Raw 264.7.



Western Blot: RHOXF2 Antibody [H00084528-B01P] - Analysis of RHOXF2 expression in NIH/3T3.



Western Blot: RHOXF2 Antibody [H00084528-B01P] - Analysis of RHOXF2 expression in transfected 293T cell line by RHOXF2 polyclonal antibody. Lane 1: PEPP-2 transfected lysate(31.79 KDa). Lane 2: Non-transfected lysate.





### **Novus Biologicals USA**

10730 E. Briarwood Avenue  
Centennial, CO 80112  
USA  
Phone: 303.730.1950  
Toll Free: 1.888.506.6887  
Fax: 303.730.1966  
nb-customerservice@bio-techne.com

### **Bio-Techne Canada**

21 Canmotor Ave  
Toronto, ON M8Z 4E6  
Canada  
Phone: 905.827.6400  
Toll Free: 855.668.8722  
Fax: 905.827.6402  
canada.inquires@bio-techne.com

### **Bio-Techne Ltd**

19 Barton Lane  
Abingdon Science Park  
Abingdon, OX14 3NB, United Kingdom  
Phone: (44) (0) 1235 529449  
Free Phone: 0800 37 34 15  
Fax: (44) (0) 1235 533420  
info.EMEA@bio-techne.com

### **General Contact Information**

www.novusbio.com  
Technical Support: nb-technical@bio-techne.com  
Orders: nb-customerservice@bio-techne.com  
General: novus@novusbio.com

### **Products Related to H00084528-B01P**

---

NBP2-33376H	Blue Marker Antibody (6F4-F6) [HRP]
HAF007	Goat anti-Mouse IgG Secondary Antibody [HRP]
NB7539	Goat anti-Mouse IgG (H+L) Secondary Antibody [HRP]
NBP1-97019-5mg	Mouse IgG Isotype Control

---

### **Limitations**

This product is for research use only and is not approved for use in humans or in clinical diagnosis. Primary Antibodies are guaranteed for 1 year from date of receipt.

For more information on our 100% guarantee, please visit [www.novusbio.com/guarantee](http://www.novusbio.com/guarantee)

Earn gift cards/discounts by submitting a review: [www.novusbio.com/reviews/submit/H00084528-B01P](http://www.novusbio.com/reviews/submit/H00084528-B01P)

Earn gift cards/discounts by submitting a publication using this product:  
[www.novusbio.com/publications](http://www.novusbio.com/publications)

