

Product Datasheet

ZBP1/DLM-1/DAI Antibody (2C10) - Azide and BSA Free H00081030-M01

Unit Size: 0.1 mg

Aliquot and store at -20C or -80C. Avoid freeze-thaw cycles.

www.novusbio.com



technical@novusbio.com

Protocols, Publications, Related Products, Reviews, Research Tools and Images at:
www.novusbio.com/H00081030-M01

Updated 9/9/2025 v.20.1

Earn rewards for product
reviews and publications.

Submit a publication at www.novusbio.com/publications

Submit a review at www.novusbio.com/reviews/destination/H00081030-M01



H00081030-M01

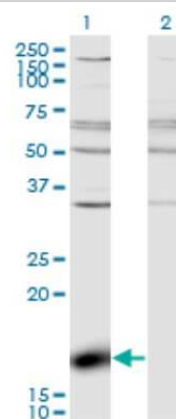
ZBP1/DLM-1/DAI Antibody (2C10) - Azide and BSA Free

Product Information	
Unit Size	0.1 mg
Concentration	Concentrations vary lot to lot. See vial label for concentration. If unlisted please contact technical services.
Storage	Aliquot and store at -20C or -80C. Avoid freeze-thaw cycles.
Clonality	Monoclonal
Clone	2C10
Preservative	No Preservative
Isotype	IgG1 Kappa
Purity	Protein A purified
Buffer	In 1x PBS, pH 7.4
Product Description	
Description	Novus Biologicals Mouse ZBP1/DLM-1/DAI Antibody (2C10) - Azide and BSA Free (H00081030-M01) is a monoclonal antibody validated for use in IHC, WB, ELISA and ICC/IF. All Novus Biologicals antibodies are covered by our 100% guarantee.
Host	Mouse
Gene ID	81030
Gene Symbol	ZBP1
Species	Human
Specificity/Sensitivity	Reacts with Z-DNA binding protein 1.
Immunogen	ZBP1 (NP_110403.1, 2 a.a. ~ 100 a.a) partial recombinant protein with GST tag. MW of the GST tag alone is 26 KDa. AQAPADPGREGHLEQRILQVLTEAGSPVKLAQLVKECQAPKRELNQVLYRMKK ELKVSLTSPATWCLGGTDPEGEGPAELALSSPAKRPQQHAATIPET
Notes	This product is produced by and distributed for Abnova, a company based in Taiwan.
Product Application Details	
Applications	Western Blot, Immunohistochemistry-Paraffin, ELISA, Immunocytochemistry/Immunofluorescence, Immunohistochemistry
Recommended Dilutions	Western Blot, ELISA, Immunohistochemistry, Immunocytochemistry/Immunofluorescence, Immunohistochemistry-Paraffin
Application Notes	This antibody is reactive against recombinant protein in western blot and ELISA.

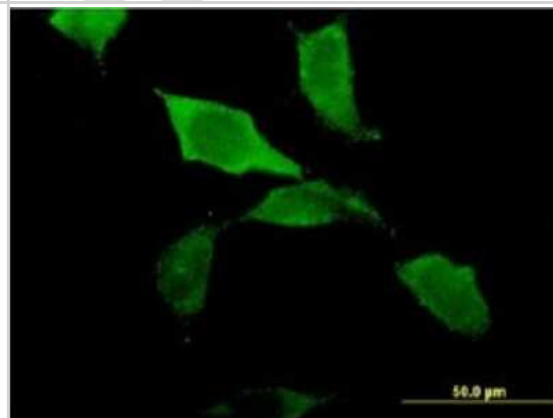


Images

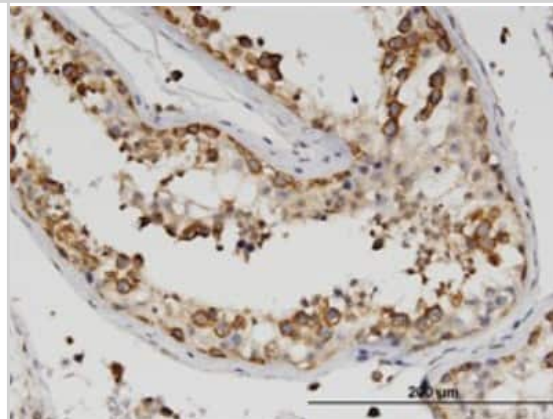
Western Blot: ZBP1/DLM-1/DAI Antibody (2C10) [H00081030-M01] - Analysis of ZBP1 expression in transfected 293T cell line by ZBP1 monoclonal antibody (M01), clone 2C10. Lane 1: ZBP1 transfected lysate (Predicted MW: 16 KDa). Lane 2: Non-transfected lysate.



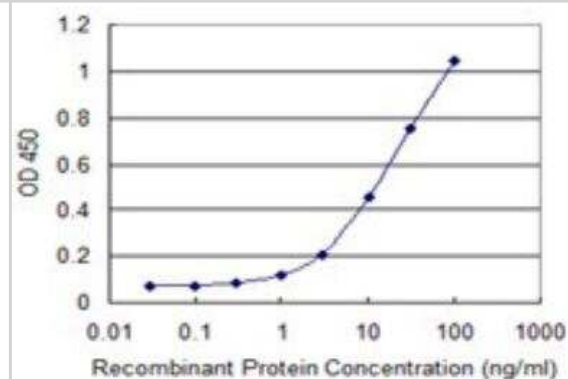
Immunocytochemistry/Immunofluorescence: ZBP1/DLM-1/DAI Antibody (2C10) [H00081030-M01] - Analysis of monoclonal antibody to ZBP1 on HeLa cell. Antibody concentration 10 ug/ml.



Immunohistochemistry-Paraffin: ZBP1/DLM-1/DAI Antibody (2C10) [H00081030-M01] - Analysis of monoclonal antibody to ZBP1 on formalin-fixed paraffin-embedded human testis. Antibody concentration 3 ug/ml.



ELISA: ZBP1/DLM-1/DAI Antibody (2C10) [H00081030-M01] - Detection limit for recombinant GST tagged ZBP1 is 0.3 ng/ml as a capture antibody.





Novus Biologicals USA

10730 E. Briarwood Avenue
Centennial, CO 80112
USA
Phone: 303.730.1950
Toll Free: 1.888.506.6887
Fax: 303.730.1966
nb-customerservice@bio-techne.com

Bio-Techne Canada

21 Canmotor Ave
Toronto, ON M8Z 4E6
Canada
Phone: 905.827.6400
Toll Free: 855.668.8722
Fax: 905.827.6402
canada.inquires@bio-techne.com

Bio-Techne Ltd

19 Barton Lane
Abingdon Science Park
Abingdon, OX14 3NB, United Kingdom
Phone: (44) (0) 1235 529449
Free Phone: 0800 37 34 15
Fax: (44) (0) 1235 533420
info.EMEA@bio-techne.com

General Contact Information

www.novusbio.com
Technical Support: nb-technical@bio-techne.com
Orders: nb-customerservice@bio-techne.com
General: novus@novusbio.com

Products Related to H00081030-M01

NBP2-33376H	Blue Marker Antibody (6F4-F6) [HRP]
HAF007	Goat anti-Mouse IgG Secondary Antibody [HRP]
NB7539	Goat anti-Mouse IgG (H+L) Secondary Antibody [HRP]
NBP1-43319-0.5mg	Mouse IgG1 Kappa Isotype Control (P3.6.2.8.1)

Limitations

This product is for research use only and is not approved for use in humans or in clinical diagnosis. Primary Antibodies are guaranteed for 1 year from date of receipt.

For more information on our 100% guarantee, please visit www.novusbio.com/guarantee

Earn gift cards/discounts by submitting a review: www.novusbio.com/reviews/submit/H00081030-M01

Earn gift cards/discounts by submitting a publication using this product:
www.novusbio.com/publications

