

Product Datasheet

ULBP-2 Antibody - Azide and BSA Free H00080328-B01P

Unit Size: 0.05 mg

Aliquot and store at -20C or -80C. Avoid freeze-thaw cycles.

www.novusbio.com



technical@novusbio.com

Publications: 1

Protocols, Publications, Related Products, Reviews, Research Tools and Images at:
www.novusbio.com/H00080328-B01P

Updated 9/9/2025 v.20.1

Earn rewards for product
reviews and publications.

Submit a publication at www.novusbio.com/publications

Submit a review at www.novusbio.com/reviews/destination/H00080328-B01P



H00080328-B01P

ULBP-2 Antibody - Azide and BSA Free

Product Information	
Unit Size	0.05 mg
Concentration	Concentrations vary lot to lot. See vial label for concentration. If unlisted please contact technical services.
Storage	Aliquot and store at -20C or -80C. Avoid freeze-thaw cycles.
Clonality	Polyclonal
Preservative	No Preservative
Isotype	IgG
Purity	IgG purified
Buffer	PBS (pH 7.4)

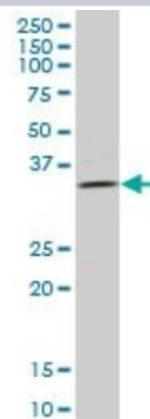
Product Description	
Description	Novus Biologicals Mouse ULBP-2 Antibody - Azide and BSA Free (H00080328-B01P) is a polyclonal antibody validated for use in WB, Flow and ICC/IF. Anti-ULBP-2 Antibody: Cited in 1 publication. All Novus Biologicals antibodies are covered by our 100% guarantee.
Host	Mouse
Gene ID	80328
Gene Symbol	ULBP2
Species	Human
Specificity/Sensitivity	ULBP2 - UL16 binding protein 2,
Immunogen	ULBP2 (AAH34689, 1 a.a. - 246 a.a.) full-length human protein. MEAAAATKILLCLPLLLLLSGWSRAGRADPHSLCYDITVIPKFRPGPRWCAVQG QVDEKTFLLHYDCGNKTVTPVSPLGKKLNVTTAWKAQNPVLREVVDILTEQLRDI QLENYTPKEPLTLQARMSCEQKAEGHSSGSWQFSFDGQIFLLFDSEKRMWTT VHPGARKMKEKWENDKVVAMSFHYFSMGDCIGWLEDFLMGMDSTLEPSAGA PLAMSSGTTQLRATATTLILCCLLILPCFILPGI
Notes	This product is produced by and distributed for Abnova, a company based in Taiwan.

Product Application Details	
Applications	Western Blot, Flow Cytometry, Immunocytochemistry/ Immunofluorescence
Recommended Dilutions	Western Blot 1:500, Flow Cytometry, Immunocytochemistry/ Immunofluorescence
Application Notes	Antibody reactive against transfected lysate and tissue lysate for Western Blot. Has also been used for ELISA and FACS analysis. Use in Immunocytochemistry/immunofluorescence reported in scientific literature (PMID 26046815)

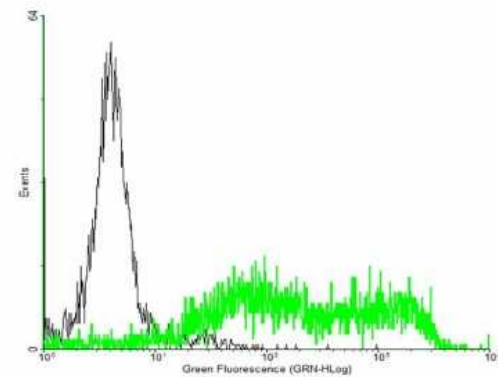


Images

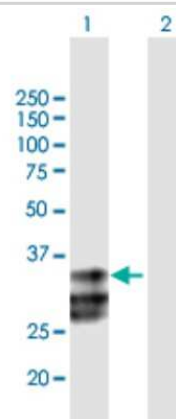
Western Blot: ULBP-2 Antibody [H00080328-B01P] - Analysis of ULBP2 expression in human ovarian cancer.



Flow Cytometry: ULBP-2 Antibody [H00080328-B01P] - Analysis of negative control 293 cells (Black) and ULBP2 expressing 293 cells (Green) using ULBP2 purified mouse polyclonal antibody.



Western Blot: ULBP-2 Antibody [H00080328-B01P] - Analysis of ULBP2 expression in transfected 293T cell line by ULBP2 polyclonal antibody. Lane 1: ULBP2 transfected lysate (27.17 KDa). Lane 2: Non-transfected lysate.



Publications

Katlinskaya YV, Carbone CJ, Yu Q, Fuchs SY. Type 1 interferons contribute to the clearance of senescent cell
Cancer Biol. Ther. 2015-06-05 [PMID: 26046815] (ICC/IF, Human)



Novus Biologicals USA

10730 E. Briarwood Avenue
Centennial, CO 80112
USA
Phone: 303.730.1950
Toll Free: 1.888.506.6887
Fax: 303.730.1966
nb-customerservice@bio-techne.com

Bio-Techne Canada

21 Canmotor Ave
Toronto, ON M8Z 4E6
Canada
Phone: 905.827.6400
Toll Free: 855.668.8722
Fax: 905.827.6402
canada.inquires@bio-techne.com

Bio-Techne Ltd

19 Barton Lane
Abingdon Science Park
Abingdon, OX14 3NB, United Kingdom
Phone: (44) (0) 1235 529449
Free Phone: 0800 37 34 15
Fax: (44) (0) 1235 533420
info.EMEA@bio-techne.com

General Contact Information

www.novusbio.com
Technical Support: nb-technical@bio-techne.com
Orders: nb-customerservice@bio-techne.com
General: novus@novusbio.com

Products Related to H00080328-B01P

NBP2-33376H	Blue Marker Antibody (6F4-F6) [HRP]
HAF007	Goat anti-Mouse IgG Secondary Antibody [HRP]
NB7539	Goat anti-Mouse IgG (H+L) Secondary Antibody [HRP]
NBP1-97019-5mg	Mouse IgG Isotype Control

Limitations

This product is for research use only and is not approved for use in humans or in clinical diagnosis. Primary Antibodies are guaranteed for 1 year from date of receipt.

For more information on our 100% guarantee, please visit www.novusbio.com/guarantee

Earn gift cards/discounts by submitting a review: www.novusbio.com/reviews/submit/H00080328-B01P

Earn gift cards/discounts by submitting a publication using this product:
www.novusbio.com/publications

