

Product Datasheet

EFHD1 Antibody (1H7) - Azide and BSA Free H00080303-M05

Unit Size: 0.1 mg

Aliquot and store at -20C or -80C. Avoid freeze-thaw cycles.

www.novusbio.com



technical@novusbio.com

Publications: 1

Protocols, Publications, Related Products, Reviews, Research Tools and Images at:
www.novusbio.com/H00080303-M05

Updated 9/9/2025 v.20.1

Earn rewards for product
reviews and publications.

Submit a publication at www.novusbio.com/publications

Submit a review at www.novusbio.com/reviews/destination/H00080303-M05



H00080303-M05

EFHD1 Antibody (1H7) - Azide and BSA Free

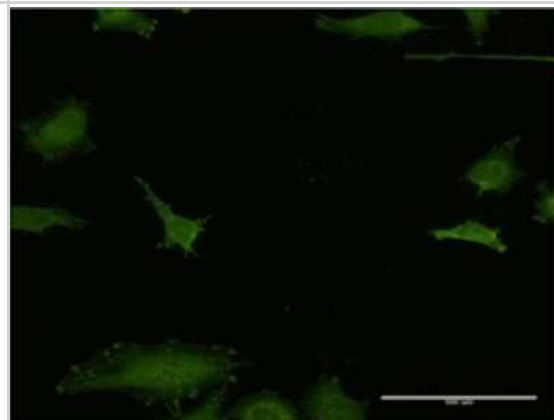
Product Information	
Unit Size	0.1 mg
Concentration	Concentrations vary lot to lot. See vial label for concentration. If unlisted please contact technical services.
Storage	Aliquot and store at -20C or -80C. Avoid freeze-thaw cycles.
Clonality	Monoclonal
Clone	1H7
Preservative	No Preservative
Isotype	IgG2a Kappa
Purity	IgG purified
Buffer	In 1x PBS, pH 7.4
Product Description	
Description	Novus Biologicals Mouse EFHD1 Antibody (1H7) - Azide and BSA Free (H00080303-M05) is a monoclonal antibody validated for use in IHC, WB, ELISA and ICC/IF. Anti-EFHD1 Antibody: Cited in 1 publication. All Novus Biologicals antibodies are covered by our 100% guarantee.
Host	Mouse
Gene ID	80303
Gene Symbol	EFHD1
Species	Human, Mouse, Rat
Specificity/Sensitivity	EFHD1 (1H7)
Immunogen	EFHD1 (NP_079478.1, 168 a.a. ~ 238 a.a) full-length recombinant protein with GST tag. MW of the GST tag alone is 26 KDa. GLMALAKLSEIDVALEGVKGAKNFFFEAKVQALSSASKFEAELKAEQDERKREEE ERRLRQAAFQKLLKANFN
Notes	This product is produced by and distributed for Abnova, a company based in Taiwan.
Product Application Details	
Applications	Western Blot, Immunohistochemistry-Paraffin, ELISA, Immunocytochemistry/Immunofluorescence, Immunohistochemistry
Recommended Dilutions	Western Blot 1:500, ELISA, Immunohistochemistry 1:10-1:500, Immunocytochemistry/ Immunofluorescence 10 ug/ml, Immunohistochemistry-Paraffin 3 ug/ml
Application Notes	Antibody reactive against cell lysate and recombinant protein for western blot. It has also been used for ELISA and immunohistochemistry (paraffin).

Images

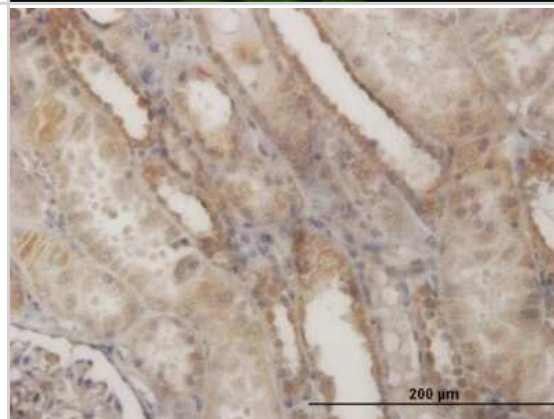
Western Blot: EFHD1 Antibody (1H7) [H00080303-M05] - Analysis of EFHD1 expression in Raw 264.7 (Cat # L024V1).



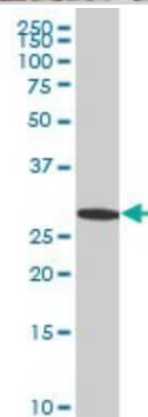
Immunocytochemistry/Immunofluorescence: EFHD1 Antibody (1H7) [H00080303-M05] - Analysis of monoclonal antibody to EFHD1 on HeLa cell. Antibody concentration 10 ug/ml



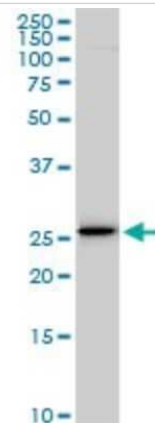
Immunohistochemistry-Paraffin: EFHD1 Antibody (1H7) [H00080303-M05] - Analysis of monoclonal antibody to EFHD1 on formalin-fixed paraffin-embedded human kidney. Antibody concentration 3 ug/ml



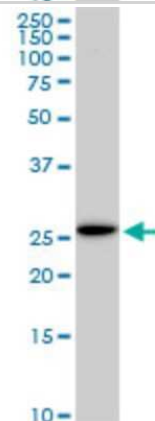
Western Blot: EFHD1 Antibody (1H7) [H00080303-M05] - Analysis of EFHD1 expression in HeLa (Cat # L013V1).



Western Blot: EFHD1 Antibody (1H7) [H00080303-M05] - Analysis of EFHD1 expression in PC-12 (Cat # L012V1).



Western Blot: EFHD1 Antibody (1H7) [H00080303-M05] - Analysis of EFHD1 expression in NIH/3T3 (Cat # L018V1).



Publications

Qianbin Z, Bo S, Lei G et al. Distinct functional properties of murine perinatal and adult adipose progenitor subpopulations. *Nat Metab.* 2022-08-18 [PMID: 35982290]



Novus Biologicals USA

10730 E. Briarwood Avenue
Centennial, CO 80112
USA
Phone: 303.730.1950
Toll Free: 1.888.506.6887
Fax: 303.730.1966
nb-customerservice@bio-techne.com

Bio-Techne Canada

21 Canmotor Ave
Toronto, ON M8Z 4E6
Canada
Phone: 905.827.6400
Toll Free: 855.668.8722
Fax: 905.827.6402
canada.inquires@bio-techne.com

Bio-Techne Ltd

19 Barton Lane
Abingdon Science Park
Abingdon, OX14 3NB, United Kingdom
Phone: (44) (0) 1235 529449
Free Phone: 0800 37 34 15
Fax: (44) (0) 1235 533420
info.EMEA@bio-techne.com

General Contact Information

www.novusbio.com
Technical Support: nb-technical@bio-techne.com
Orders: nb-customerservice@bio-techne.com
General: novus@novusbio.com

Products Related to H00080303-M05

NBP2-33376H	Blue Marker Antibody (6F4-F6) [HRP]
HAF007	Goat anti-Mouse IgG Secondary Antibody [HRP]
NB7539	Goat anti-Mouse IgG (H+L) Secondary Antibody [HRP]
NBP1-96981-0.5mg	Mouse IgG2a Kappa Isotype Control (M2AK)

Limitations

This product is for research use only and is not approved for use in humans or in clinical diagnosis. Primary Antibodies are guaranteed for 1 year from date of receipt.

For more information on our 100% guarantee, please visit www.novusbio.com/guarantee

Earn gift cards/discounts by submitting a review: www.novusbio.com/reviews/submit/H00080303-M05

Earn gift cards/discounts by submitting a publication using this product:
www.novusbio.com/publications

