

Product Datasheet

ALPK1 Antibody - Azide and BSA Free H00080216-B01P

Unit Size: 0.05 mg

Aliquot and store at -20C or -80C. Avoid freeze-thaw cycles.

www.novusbio.com



technical@novusbio.com

Protocols, Publications, Related Products, Reviews, Research Tools and Images at:
www.novusbio.com/H00080216-B01P

Updated 9/9/2025 v.20.1

Earn rewards for product
reviews and publications.

Submit a publication at www.novusbio.com/publications

Submit a review at www.novusbio.com/reviews/destination/H00080216-B01P



H00080216-B01P

ALPK1 Antibody - Azide and BSA Free

Product Information	
Unit Size	0.05 mg
Concentration	Concentrations vary lot to lot. See vial label for concentration. If unlisted please contact technical services.
Storage	Aliquot and store at -20C or -80C. Avoid freeze-thaw cycles.
Clonality	Polyclonal
Preservative	No Preservative
Isotype	IgG
Purity	Protein A purified
Buffer	PBS (pH 7.4)

Product Description	
Description	Novus Biologicals Mouse ALPK1 Antibody - Azide and BSA Free (H00080216-B01P) is a polyclonal antibody validated for use in WB. All Novus Biologicals antibodies are covered by our 100% guarantee.
Host	Mouse
Gene ID	80216
Gene Symbol	ALPK1
Species	Human
Specificity/Sensitivity	ALPK1 - alpha-kinase 1,
Immunogen	ALPK1 (AAH60780.1, 1 a.a. - 1085 a.a.) full-length human protein. MNNQKVAVLLQECKQVLDQLLLEAPDVSEEDKSEDQRCRALLPSELRTLQIE AKEMKWPVPEKWQYKQAVGPEDKTNLKDVIAGLQQLLASLRASILARDCAA AAAIVFLVDRFLYGLDVSGKLLQVAKGLHKLQPATPIAPQVVIRQARISVNSGKL LKAEYILSSLISNNGATGTWLYRNESDKVLVQSVCIQIRGQILQKLGMMWYEAEL IWASIVGYLALPQPDKKGLSTSLGILADIFVSMKNDYEKFKNNPQINLSLLKEFD HLLLSAAEACKLAAAFSAYTPLFVLTAVNIRGTCLLSYSSSSNDPCPELKNLHLCE AKEAFEIGLLTKRDDEPVTGKQELHSFVKAAGLTTVHRRRLHGETGTVHAASQL CKEAMGKLYNFSTSSRSQDREALSQEVMSVIAQVKEHLQVQSFSNVDDRSYV PESFECRLDKLILHGQGDFQKILDYTSQHHTSVCEVFESDCGNKNEQKDAKT GVCITALKTEIKNIDTVSTTQEKPHCQRDTGISSSLMGKNVQRELRRGGRNWT HSDAFRVSLDQDVETETEPSDYSNGEGAVFNKSLSGSQTSSAWSNLGFS ASWEEVNYHVDDRSARKEPGKEHLVDTQCSTALSEELENDREGRAMHSLHS QLHDLSLQEPNNDNLEPSQNPQQMPLTPFSPHNTPGIFLAPGAGLLEGAP GIQEVNMGPRNTSAHSRPSYRSASWSSDSGRPKNMGTHPSVQKEEAFEIIV EFPETNCDVKDRQGKEQGEEISERGAGPTFKASPSWVDPEGETAESTEDAPL DFHRVLHNSLGNISMLPCSSFTPNWPVQNPDSRKSGGPVAAEQGIDPDASTVD EEGQLLDSMDVPCTNGHGHSHRLCILRQPPGQRAETPNSSVSGNILFPVLSEDC TTTEEGNQPGNMLNCSQNSSSSSVWWLKSPAFSSGSSEGDSPWSYLNSSGS SWVSLPGKMRKEILEARTLQPDDFEKLLAGVRHDWLFQRLGENTGVFKPSQLHR AHSALLLKYSKKSELWTAQETIVYLG DYLTVKKKADKEMLF GFIIFFIKKKFWGGM LGKTIRSRRGSGTTS LMWSDR
Notes	This product is produced by and distributed for Abnova, a company based in Taiwan.

Product Application Details	
Applications	Western Blot
Recommended Dilutions	Western Blot 1:500

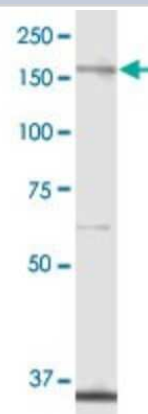


Application Notes


Antibody reactive against recombinant protein with GST tag on ELISA and western blot and also on transfected lysate in western blot. GST tag alone is used as a negative control.

Images


Western Blot: ALPK1 Antibody [H00080216-B01P] - Analysis of ALPK1 expression in A-549.



Western Blot: ALPK1 Antibody [H00080216-B01P] - ALPK1 MaxPab polyclonal antibody. Western Blot analysis of ALPK1 expression in HepG2.



Western Blot: ALPK1 Antibody [H00080216-B01P] - Analysis of ALPK1 expression in transfected 293T cell line by ALPK1 polyclonal antibody. Lane 1: ALPK1 transfected lysate(119.35 KDa). Lane 2: Non-transfected lysate.





Novus Biologicals USA

10730 E. Briarwood Avenue
Centennial, CO 80112
USA
Phone: 303.730.1950
Toll Free: 1.888.506.6887
Fax: 303.730.1966
nb-customerservice@bio-techne.com

Bio-Techne Canada

21 Canmotor Ave
Toronto, ON M8Z 4E6
Canada
Phone: 905.827.6400
Toll Free: 855.668.8722
Fax: 905.827.6402
canada.inquires@bio-techne.com

Bio-Techne Ltd

19 Barton Lane
Abingdon Science Park
Abingdon, OX14 3NB, United Kingdom
Phone: (44) (0) 1235 529449
Free Phone: 0800 37 34 15
Fax: (44) (0) 1235 533420
info.EMEA@bio-techne.com

General Contact Information

www.novusbio.com
Technical Support: nb-technical@bio-techne.com
Orders: nb-customerservice@bio-techne.com
General: novus@novusbio.com

Products Related to H00080216-B01P

NBP2-33376H	Blue Marker Antibody (6F4-F6) [HRP]
HAF007	Goat anti-Mouse IgG Secondary Antibody [HRP]
NB7539	Goat anti-Mouse IgG (H+L) Secondary Antibody [HRP]
NBP1-97019-5mg	Mouse IgG Isotype Control

Limitations

This product is for research use only and is not approved for use in humans or in clinical diagnosis. Primary Antibodies are guaranteed for 1 year from date of receipt.

For more information on our 100% guarantee, please visit www.novusbio.com/guarantee

Earn gift cards/discounts by submitting a review: www.novusbio.com/reviews/submit/H00080216-B01P

Earn gift cards/discounts by submitting a publication using this product:
www.novusbio.com/publications

