

# Product Datasheet

## SMC6L1 Antibody (2E6) - Azide and BSA Free H00079677-M01

Unit Size: 0.1 mg

Aliquot and store at -20C or -80C. Avoid freeze-thaw cycles.

[www.novusbio.com](http://www.novusbio.com)



[technical@novusbio.com](mailto:technical@novusbio.com)

### Publications: 2

Protocols, Publications, Related Products, Reviews, Research Tools and Images at:  
[www.novusbio.com/H00079677-M01](http://www.novusbio.com/H00079677-M01)

Updated 9/9/2025 v.20.1

Earn rewards for product  
reviews and publications.

Submit a publication at [www.novusbio.com/publications](http://www.novusbio.com/publications)

Submit a review at [www.novusbio.com/reviews/destination/H00079677-M01](http://www.novusbio.com/reviews/destination/H00079677-M01)




**H00079677-M01**

SMC6L1 Antibody (2E6) - Azide and BSA Free

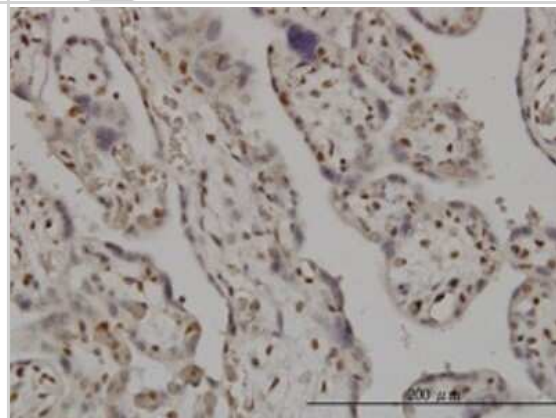
<b>Product Information</b>	
<b>Unit Size</b>	0.1 mg
<b>Concentration</b>	Concentrations vary lot to lot. See vial label for concentration. If unlisted please contact technical services.
<b>Storage</b>	Aliquot and store at -20C or -80C. Avoid freeze-thaw cycles.
<b>Clonality</b>	Monoclonal
<b>Clone</b>	2E6
<b>Preservative</b>	No Preservative
<b>Isotype</b>	IgG2a Kappa
<b>Purity</b>	IgG purified
<b>Buffer</b>	In 1x PBS, pH 7.4
<b>Product Description</b>	
<b>Description</b>	Novus Biologicals Mouse SMC6L1 Antibody (2E6) - Azide and BSA Free (H00079677-M01) is a monoclonal antibody validated for use in IHC, WB, ELISA, IP and ChIP. Anti-SMC6L1 Antibody: Cited in 2 publications. All Novus Biologicals antibodies are covered by our 100% guarantee.
<b>Host</b>	Mouse
<b>Gene ID</b>	79677
<b>Gene Symbol</b>	SMC6
<b>Species</b>	Human
<b>Specificity/Sensitivity</b>	SMC6L1 - SMC6 structural maintenance of chromosomes 6-like 1 (yeast)
<b>Immunogen</b>	SMC6L1 (AAH39828, 1 a.a. ~ 110 a.a) partial recombinant protein with GST tag. MW of the GST tag alone is 26 KDa. MAKRKEENFSSPKNAKRPRQEELEDFDKDGDEDECKGTTTLTAAEVGIIESIHLK NFMCHSMLGPFKFGSNVNFVVGNNGSGKSAVLTALIVGLGGRAVATNRGSSL KGFV
<b>Notes</b>	This product is produced by and distributed for Abnova, a company based in Taiwan.
<b>Product Application Details</b>	
<b>Applications</b>	Western Blot, Immunohistochemistry-Paraffin, ELISA, Immunohistochemistry, Immunoprecipitation, Chromatin Immunoprecipitation (ChIP)
<b>Recommended Dilutions</b>	Western Blot 1:500, ELISA 1:100-1:2000, Immunohistochemistry 1:10-1:500, Immunoprecipitation, Immunohistochemistry-Paraffin 1:10-1:500, Chromatin Immunoprecipitation (ChIP)
<b>Application Notes</b>	Antibody reactive against cell lysate for Western Blot. Has also been used for immunohistochemistry (paraffin) and ELISA.

## Images

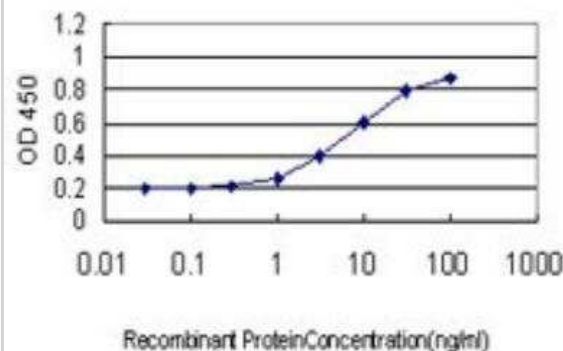
Western Blot: SMC6L1 Antibody (2E6) [H00079677-M01] - SMC6L1 monoclonal antibody (M01), clone 2E6 Analysis of SMC6L1 expression in HeLa.



Immunohistochemistry-Paraffin: SMC6L1 Antibody (2E6) [H00079677-M01] - Analysis of monoclonal antibody to SMC6L1 on formalin-fixed paraffin-embedded human placenta. Antibody concentration 3 ug/ml.



ELISA: SMC6L1 Antibody (2E6) [H00079677-M01] - Detection limit for recombinant GST tagged SMC6L1 is approximately 0.3ng/ml as a capture antibody.



## Publications

Wenjiao Z, Yuanping S, Changrun Z et al. In-frame deletion of SMC5 related with the phenotype of primordial dwarfism, chromosomal instability and insulin resistance. *Clin Transl Med.* 2023-01-15 [PMID: 36627765]

Gallego-Paez LM, Tanaka H, Bando M et al. Smc5/6-mediated regulation of replication progression contributes to chromosome assembly during mitosis in human cells. *Mol Biol Cell.* 2013-11-20 [PMID: 24258023]



### **Novus Biologicals USA**

10730 E. Briarwood Avenue  
Centennial, CO 80112  
USA  
Phone: 303.730.1950  
Toll Free: 1.888.506.6887  
Fax: 303.730.1966  
nb-customerservice@bio-techne.com

### **Bio-Techne Canada**

21 Canmotor Ave  
Toronto, ON M8Z 4E6  
Canada  
Phone: 905.827.6400  
Toll Free: 855.668.8722  
Fax: 905.827.6402  
canada.inquires@bio-techne.com

### **Bio-Techne Ltd**

19 Barton Lane  
Abingdon Science Park  
Abingdon, OX14 3NB, United Kingdom  
Phone: (44) (0) 1235 529449  
Free Phone: 0800 37 34 15  
Fax: (44) (0) 1235 533420  
info.EMEA@bio-techne.com

### **General Contact Information**

www.novusbio.com  
Technical Support: nb-technical@bio-techne.com  
Orders: nb-customerservice@bio-techne.com  
General: novus@novusbio.com

### **Products Related to H00079677-M01**

---

NBP2-33376H	Blue Marker Antibody (6F4-F6) [HRP]
HAF007	Goat anti-Mouse IgG Secondary Antibody [HRP]
NB7539	Goat anti-Mouse IgG (H+L) Secondary Antibody [HRP]
NBP1-96981-0.5mg	Mouse IgG2a Kappa Isotype Control (M2AK)

---

### **Limitations**

This product is for research use only and is not approved for use in humans or in clinical diagnosis. Primary Antibodies are guaranteed for 1 year from date of receipt.

For more information on our 100% guarantee, please visit [www.novusbio.com/guarantee](http://www.novusbio.com/guarantee)

Earn gift cards/discounts by submitting a review: [www.novusbio.com/reviews/submit/H00079677-M01](http://www.novusbio.com/reviews/submit/H00079677-M01)

Earn gift cards/discounts by submitting a publication using this product:  
[www.novusbio.com/publications](http://www.novusbio.com/publications)

