

# Product Datasheet

## RSG1 Antibody (3G4) - Azide and BSA Free H00079363-M02

Unit Size: 0.1 mg

Aliquot and store at -20C or -80C. Avoid freeze-thaw cycles.

[www.novusbio.com](http://www.novusbio.com)



[technical@novusbio.com](mailto:technical@novusbio.com)

Protocols, Publications, Related Products, Reviews, Research Tools and Images at:  
[www.novusbio.com/H00079363-M02](http://www.novusbio.com/H00079363-M02)

Updated 9/9/2025 v.20.1

Earn rewards for product  
reviews and publications.

Submit a publication at [www.novusbio.com/publications](http://www.novusbio.com/publications)

Submit a review at [www.novusbio.com/reviews/destination/H00079363-M02](http://www.novusbio.com/reviews/destination/H00079363-M02)



**H00079363-M02**

RSG1 Antibody (3G4) - Azide and BSA Free

Product Information	
Unit Size	0.1 mg
Concentration	Concentrations vary lot to lot. See vial label for concentration. If unlisted please contact technical services.
Storage	Aliquot and store at -20C or -80C. Avoid freeze-thaw cycles.
Clonality	Monoclonal
Clone	3G4
Preservative	No Preservative
Isotype	IgG2a Kappa
Purity	Protein A purified
Buffer	In 1x PBS, pH 7.4

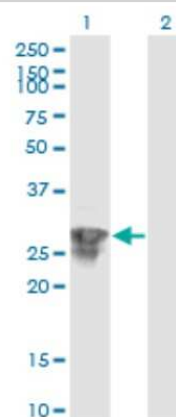
Product Description	
Description	Novus Biologicals Mouse RSG1 Antibody (3G4) - Azide and BSA Free (H00079363-M02) is a monoclonal antibody validated for use in IHC, WB, ELISA and ICC/IF. All Novus Biologicals antibodies are covered by our 100% guarantee.
Host	Mouse
Gene ID	79363
Gene Symbol	CPLANE2
Species	Human
Specificity/Sensitivity	Reacts with chromosome 1 open reading frame 89.
Immunogen	C1orf89 (AAH02946.1, 1 a.a. ~ 258 a.a) full-length recombinant protein with GST tag. MW of the GST tag alone is 26 KDa. MARPPVPGSVVVPNWHESAEGKEYLACILRKNRRRVFGLLERPVLLPPVSIDT ASYKIFVSGKSGVGKTALVAKLAGLEVPVVHHGTTGIQTTVFWPAKLQASSRV VMFRFEFWDCGESALKKFDHMLLACMENTDAFLFLFSFTDRASFEDLPGQLAR IAGEAPGVVRMVIGSKFDQYMHTDVPERDLTAFRQAWELPLLRVKSVPGRRLA DGRTLDRAGLADVAILNGLAEQLWHQDQVAAGLLPNPPESAPE
Notes	This product is produced by and distributed for Abnova, a company based in Taiwan.

Product Application Details	
Applications	Western Blot, Immunohistochemistry-Paraffin, ELISA, Immunocytochemistry/Immunofluorescence, Immunohistochemistry
Recommended Dilutions	Western Blot, ELISA, Immunohistochemistry, Immunocytochemistry/Immunofluorescence, Immunohistochemistry-Paraffin
Application Notes	This antibody is reactive against recombinant protein in western blot and ELISA.

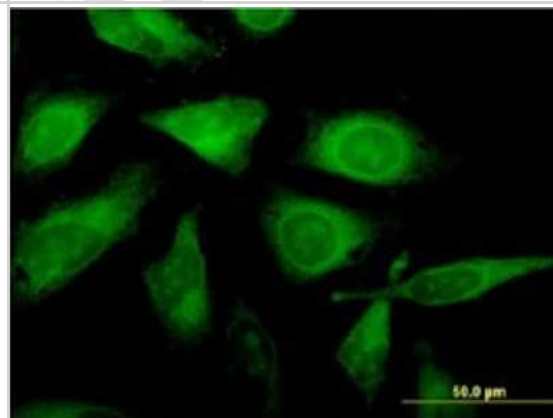


## Images

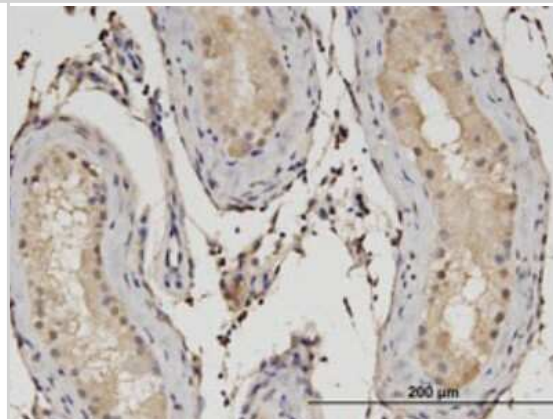
Western Blot: RSG1 Antibody (3G4) [H00079363-M02] - Analysis of C1orf89 expression in transfected 293T cell line by C1orf89 monoclonal antibody (M02), clone 3G4. Lane 1: C1orf89 transfected lysate (Predicted MW: 28.4 KDa). Lane 2: Non-transfected lysate.



Immunocytochemistry/Immunofluorescence: RSG1 Antibody (3G4) [H00079363-M02] - Analysis of monoclonal antibody to C1orf89 on HeLa cell . Antibody concentration 10 ug/ml.



Immunohistochemistry-Paraffin: RSG1 Antibody (3G4) [H00079363-M02] - Analysis of monoclonal antibody to C1orf89 on formalin-fixed paraffin-embedded human testis. Antibody concentration 3 ug/ml.





### Novus Biologicals USA

10730 E. Briarwood Avenue  
Centennial, CO 80112  
USA  
Phone: 303.730.1950  
Toll Free: 1.888.506.6887  
Fax: 303.730.1966  
nb-customerservice@bio-techne.com

### Bio-Techne Canada

21 Canmotor Ave  
Toronto, ON M8Z 4E6  
Canada  
Phone: 905.827.6400  
Toll Free: 855.668.8722  
Fax: 905.827.6402  
canada.inquires@bio-techne.com

### Bio-Techne Ltd

19 Barton Lane  
Abingdon Science Park  
Abingdon, OX14 3NB, United Kingdom  
Phone: (44) (0) 1235 529449  
Free Phone: 0800 37 34 15  
Fax: (44) (0) 1235 533420  
info.EMEA@bio-techne.com

### General Contact Information

www.novusbio.com  
Technical Support: nb-technical@bio-techne.com  
Orders: nb-customerservice@bio-techne.com  
General: novus@novusbio.com

### Products Related to H00079363-M02

---

NBP2-33376H	Blue Marker Antibody (6F4-F6) [HRP]
HAF007	Goat anti-Mouse IgG Secondary Antibody [HRP]
NB7539	Goat anti-Mouse IgG (H+L) Secondary Antibody [HRP]
NBP1-96981-0.5mg	Mouse IgG2a Kappa Isotype Control (M2AK)

---

### Limitations

This product is for research use only and is not approved for use in humans or in clinical diagnosis. Primary Antibodies are guaranteed for 1 year from date of receipt.

For more information on our 100% guarantee, please visit [www.novusbio.com/guarantee](http://www.novusbio.com/guarantee)

Earn gift cards/discounts by submitting a review: [www.novusbio.com/reviews/submit/H00079363-M02](http://www.novusbio.com/reviews/submit/H00079363-M02)

Earn gift cards/discounts by submitting a publication using this product:  
[www.novusbio.com/publications](http://www.novusbio.com/publications)

