

# Product Datasheet

## WDR77 Antibody (3F10) - Azide and BSA Free H00079084-M01

Unit Size: 0.1 mg

Aliquot and store at -20C or -80C. Avoid freeze-thaw cycles.

[www.novusbio.com](http://www.novusbio.com)



[technical@novusbio.com](mailto:technical@novusbio.com)

### Publications: 2

Protocols, Publications, Related Products, Reviews, Research Tools and Images at:  
[www.novusbio.com/H00079084-M01](http://www.novusbio.com/H00079084-M01)

Updated 9/9/2025 v.20.1

Earn rewards for product  
reviews and publications.

Submit a publication at [www.novusbio.com/publications](http://www.novusbio.com/publications)

Submit a review at [www.novusbio.com/reviews/destination/H00079084-M01](http://www.novusbio.com/reviews/destination/H00079084-M01)



**H00079084-M01**

WDR77 Antibody (3F10) - Azide and BSA Free

Product Information	
Unit Size	0.1 mg
Concentration	Concentrations vary lot to lot. See vial label for concentration. If unlisted please contact technical services.
Storage	Aliquot and store at -20C or -80C. Avoid freeze-thaw cycles.
Clonality	Monoclonal
Clone	3F10
Preservative	No Preservative
Isotype	IgG1 Kappa
Purity	IgG purified
Buffer	In 1x PBS, pH 7.4


Product Description	
Description	Novus Biologicals Mouse WDR77 Antibody (3F10) - Azide and BSA Free (H00079084-M01) is a monoclonal antibody validated for use in IHC, WB and ELISA. Anti-WDR77 Antibody: Cited in 2 publications. All Novus Biologicals antibodies are covered by our 100% guarantee.
Host	Mouse
Gene ID	79084
Gene Symbol	WDR77
Species	Human
Reactivity Notes	Human. Other species not tested.
Specificity/Sensitivity	WDR77 - WD repeat domain 77
Immunogen	WDR77 (AAH01679, 1 a.a. ~ 342 a.a) full-length recombinant protein with GST tag. MW of the GST tag alone is 26 KDa. MRKETPPPLVPPAAREWNLPPNAPACMERQLEAARYRSDGALLLGASSLSGR CWAGSLWLFKDPKCAAPNEGFCASAGVQTEAGVADLTWVGERGILVASDSGAVE LWELDENETLIVSKFCKYEHDDIVSTVSVLSSGTQAVSGSKDICIKVWDLAQQV VLSSYRAHAAQVTCVAASPHKDSVFLSCSEDNRILLWDTRCPKPKASQIGCSAP GYLPTSLAWHPQQSEVFVFGDENGTVSLVDTKSTSCVLSSAVHSQCVTGLVFS PHSVPFLASLSEDCSLAVLDSSLSELFQRSQAHRDFVRDATWSPLNHSLTTVG WDHQVVHHVVPTEPLPAPGPASVTE
Notes	This product is produced by and distributed for Abnova, a company based in Taiwan.

Product Application Details	
Applications	Western Blot, Immunohistochemistry-Paraffin, ELISA, Immunohistochemistry, Sandwich ELISA
Recommended Dilutions	Western Blot 1:500, ELISA, Immunohistochemistry, Immunohistochemistry-Paraffin, Sandwich ELISA
Application Notes	Antibody reactive against cell lysate and recombinant protein for Western Blot. Has also been used for immunohistochemistry (paraffin) and ELISA.

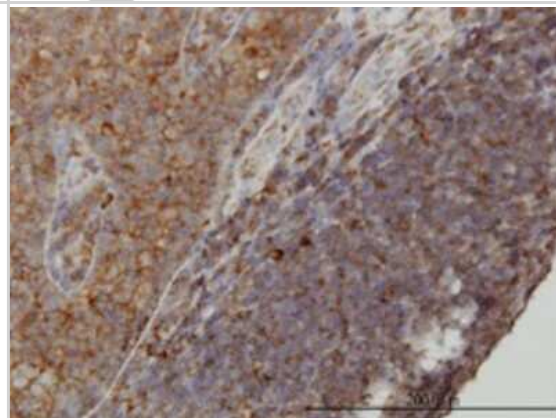


## Images

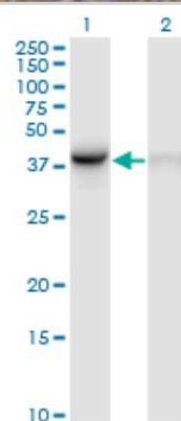
Western Blot: WDR77 Antibody (3F10) [H00079084-M01] - WDR77 monoclonal antibody (M01), clone 3F10 Analysis of WDR77 expression in HeLa.



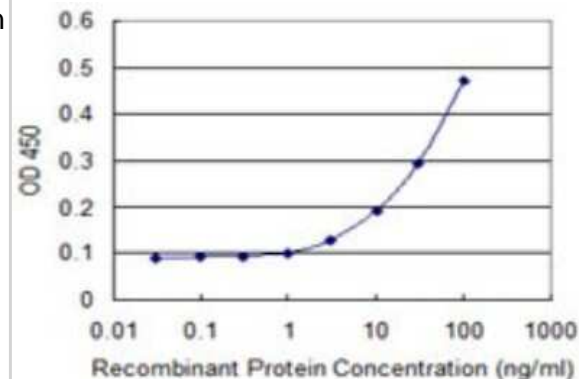
Immunohistochemistry-Paraffin: WDR77 Antibody (3F10) [H00079084-M01] - Analysis of monoclonal antibody to WDR77 on formalin-fixed paraffin-embedded human tonsil. Antibody concentration 3 ug/ml.



Western Blot: WDR77 Antibody (3F10) [H00079084-M01] - Analysis of WDR77 expression in transfected 293T cell line by WDR77 monoclonal antibody (M01), clone 3F10. Lane 1: WDR77 transfected lysate (36.7 KDa). Lane 2: Non-transfected lysate.



Sandwich ELISA: WDR77 Antibody (3F10) [H00079084-M01] - Detection limit for recombinant GST tagged WDR77 is approximately 3ng/ml as a capture antibody.



## Publications

Abe Y, Suzuki Y, Kawamura K et al. MEP50/PRMT5-mediated methylation activates GLI1 in Hedgehog signalling through inhibition of ubiquitination by the ITCH/NUMB complex. *Commun Biol.* 2019-01-18 [PMID: 30675521]

Nicholas C, Yang J, Peters SB et al. PRMT5 Is Upregulated in Malignant and Metastatic Melanoma and Regulates Expression of MITF and p27(Kip1.). *PLoS One.* 2013-09-30 [PMID: 24098663]





### **Novus Biologicals USA**

10730 E. Briarwood Avenue  
Centennial, CO 80112  
USA  
Phone: 303.730.1950  
Toll Free: 1.888.506.6887  
Fax: 303.730.1966  
nb-customerservice@bio-techne.com

### **Bio-Techne Canada**

21 Canmotor Ave  
Toronto, ON M8Z 4E6  
Canada  
Phone: 905.827.6400  
Toll Free: 855.668.8722  
Fax: 905.827.6402  
canada.inquires@bio-techne.com

### **Bio-Techne Ltd**

19 Barton Lane  
Abingdon Science Park  
Abingdon, OX14 3NB, United Kingdom  
Phone: (44) (0) 1235 529449  
Free Phone: 0800 37 34 15  
Fax: (44) (0) 1235 533420  
info.EMEA@bio-techne.com

### **General Contact Information**

www.novusbio.com  
Technical Support: nb-technical@bio-techne.com  
Orders: nb-customerservice@bio-techne.com  
General: novus@novusbio.com

### **Products Related to H00079084-M01**

---

NBP2-33376H	Blue Marker Antibody (6F4-F6) [HRP]
HAF007	Goat anti-Mouse IgG Secondary Antibody [HRP]
NB7539	Goat anti-Mouse IgG (H+L) Secondary Antibody [HRP]
NBP1-43319-0.5mg	Mouse IgG1 Kappa Isotype Control (P3.6.2.8.1)

---

### **Limitations**

This product is for research use only and is not approved for use in humans or in clinical diagnosis. Primary Antibodies are guaranteed for 1 year from date of receipt.

For more information on our 100% guarantee, please visit [www.novusbio.com/guarantee](http://www.novusbio.com/guarantee)

Earn gift cards/discounts by submitting a review: [www.novusbio.com/reviews/submit/H00079084-M01](http://www.novusbio.com/reviews/submit/H00079084-M01)

Earn gift cards/discounts by submitting a publication using this product:  
[www.novusbio.com/publications](http://www.novusbio.com/publications)

