

Product Datasheet

STK33 Antibody (1F10) - Azide and BSA Free H00065975-M09

Unit Size: 0.1 mg

Aliquot and store at -20C or -80C. Avoid freeze-thaw cycles.

www.novusbio.com



technical@novusbio.com

Publications: 2

Protocols, Publications, Related Products, Reviews, Research Tools and Images at:
www.novusbio.com/H00065975-M09

Updated 9/9/2025 v.20.1

Earn rewards for product
reviews and publications.

Submit a publication at www.novusbio.com/publications

Submit a review at www.novusbio.com/reviews/destination/H00065975-M09



H00065975-M09

STK33 Antibody (1F10) - Azide and BSA Free

Product Information	
Unit Size	0.1 mg
Concentration	Concentrations vary lot to lot. See vial label for concentration. If unlisted please contact technical services.
Storage	Aliquot and store at -20C or -80C. Avoid freeze-thaw cycles.
Clonality	Monoclonal
Clone	1F10
Preservative	No Preservative
Isotype	IgG1 Kappa
Purity	IgG purified
Buffer	In 1x PBS, pH 7.4


Product Description	
Description	Novus Biologicals Mouse STK33 Antibody (1F10) - Azide and BSA Free (H00065975-M09) is a monoclonal antibody validated for use in WB, ELISA, ICC/IF and IP. Anti-STK33 Antibody: Cited in 2 publications. All Novus Biologicals antibodies are covered by our 100% guarantee.
Host	Mouse
Gene ID	65975
Gene Symbol	STK33
Species	Human, Mouse, Rat
Specificity/Sensitivity	STK33 (1F10)
Immunogen	STK33 (AAH31231, 1 a.a. ~ 514 a.a) full-length recombinant protein with GST tag. MW of the GST tag alone is 26 KDa. MADSGLDKKSTKPCDCSSASQKDVLCVCSKTRVPPVLVEMSQTSSIGSAES LISLERKKEKNINRDITSRKDLPSRTSNVERKASQQQWGRGNFTEGKVPHIRIE NGAAIEEIYTFGRILGKGSFGIVIEATDKETETKWAIKKVNKEKAGSSAVKLLERE VNILKSVKHEHIIHLEQVFETPKKMYLVMELCEDGELKEILDRKGHFSENETRWII QSLASAIAYLHNNDIVHRDLKLENIMVKSSLIDDNNEINLNIKVTDFGLAVKKQSR SEAMLQATCGTPIYMAPEVISAHDYSQQCDIWSIGVVMYMLLRGEPFLASSE GKLFELIRKGELHFENAVVNSISDCAKSVLKQLMKVDPAHRITAKELLDNQWLT GNKLSSVRPTNVLEMMKEWKNNPESVEENTTEEKKNPSTEEKLKSYPWGNV PETNYTSDEEEEKQSTTYEKQFPATSKDNFDMCSSSFTSSKLLPAEIKGEMEK TPVTPSQGTATKYPKSGALSRTKKKL
Notes	This product is produced by and distributed for Abnova, a company based in Taiwan.

Product Application Details	
Applications	Western Blot, ELISA, Immunocytochemistry/ Immunofluorescence, Immunoprecipitation
Recommended Dilutions	Western Blot 1:500, ELISA, Immunocytochemistry/ Immunofluorescence, Immunoprecipitation
Application Notes	Antibody reactive against cell lysate and recombinant protein for Western Blot. Has also been used for immunofluorescence and ELISA.

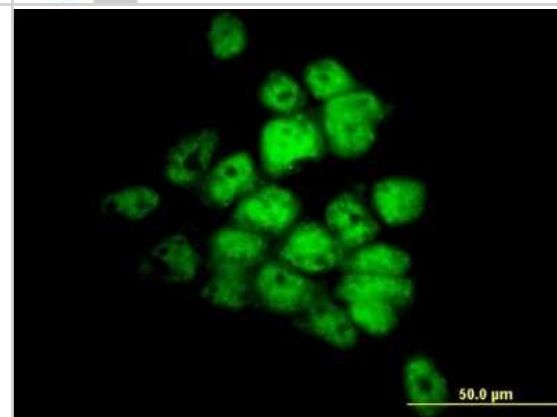


Images


Western Blot: STK33 Antibody (1F10) [H00065975-M09] - Analysis of STK33 expression in NIH/3T3 (Cat # L018V1).




Immunocytochemistry/Immunofluorescence: STK33 Antibody (1F10) [H00065975-M09] - Analysis of monoclonal antibody to STK33 on A-431 cell. Antibody concentration 10 ug/ml




Western Blot: STK33 Antibody (1F10) [H00065975-M09] - Analysis of STK33 expression in PC-12 (Cat # L012V1).



Western Blot: STK33 Antibody (1F10) [H00065975-M09] - Analysis of STK33 expression in Raw 264.7 (Cat # L024V1).




Western Blot: STK33 Antibody (1F10) [H00065975-M09] - Analysis of STK33 expression in A-431 (Cat # L015V1).



Western Blot: STK33 Antibody (1F10) [H00065975-M09] - Analysis of STK33 expression in transfected 293T cell line by STK33 monoclonal antibody (M09), clone 1F10. Lane 1: STK33 transfected lysate (57.9 kDa). Lane 2: Non-transfected lysate.



Immunoprecipitation: STK33 Antibody (1F10) [H00065975-M09] - Analysis of STK33 transfected lysate using anti-STK33 monoclonal antibody and Protein A Magnetic Bead, and immunoblotted with STK33 rabbit polyclonal antibody.



Publications

Scholl C, Frohling S, Dunn IF et al. Synthetic lethal interaction between oncogenic KRAS dependency and STK33 suppression in human cancer cells. *Cell*. 2009-05-29 [PMID: 19490892]

Babij C, Zhang Y, Kurzeja RJ et al. STK33 Kinase Activity is Non-Essential in KRAS-Dependent Cancer Cells. *Cancer Res*. 2011-07-08 [PMID: 21742770]



Novus Biologicals USA

10730 E. Briarwood Avenue
Centennial, CO 80112
USA
Phone: 303.730.1950
Toll Free: 1.888.506.6887
Fax: 303.730.1966
nb-customerservice@bio-techne.com

Bio-Techne Canada

21 Canmotor Ave
Toronto, ON M8Z 4E6
Canada
Phone: 905.827.6400
Toll Free: 855.668.8722
Fax: 905.827.6402
canada.inquires@bio-techne.com

Bio-Techne Ltd

19 Barton Lane
Abingdon Science Park
Abingdon, OX14 3NB, United Kingdom
Phone: (44) (0) 1235 529449
Free Phone: 0800 37 34 15
Fax: (44) (0) 1235 533420
info.EMEA@bio-techne.com

General Contact Information

www.novusbio.com
Technical Support: nb-technical@bio-techne.com
Orders: nb-customerservice@bio-techne.com
General: novus@novusbio.com

Products Related to H00065975-M09

NBP2-33376H	Blue Marker Antibody (6F4-F6) [HRP]
HAF007	Goat anti-Mouse IgG Secondary Antibody [HRP]
NB7539	Goat anti-Mouse IgG (H+L) Secondary Antibody [HRP]
NBP1-43319-0.5mg	Mouse IgG1 Kappa Isotype Control (P3.6.2.8.1)

Limitations

This product is for research use only and is not approved for use in humans or in clinical diagnosis. Primary Antibodies are guaranteed for 1 year from date of receipt.

For more information on our 100% guarantee, please visit www.novusbio.com/guarantee

Earn gift cards/discounts by submitting a review: www.novusbio.com/reviews/submit/H00065975-M09

Earn gift cards/discounts by submitting a publication using this product:
www.novusbio.com/publications

