

Product Datasheet

C8orf33 Antibody - Azide and BSA Free H00065265-D01P

Unit Size: 0.1 mg

Aliquot and store at -20C or -80C. Avoid freeze-thaw cycles.

www.novusbio.com



technical@novusbio.com

Protocols, Publications, Related Products, Reviews, Research Tools and Images at:
www.novusbio.com/H00065265-D01P

Updated 9/9/2025 v.20.1

Earn rewards for product
reviews and publications.

Submit a publication at www.novusbio.com/publications

Submit a review at www.novusbio.com/reviews/destination/H00065265-D01P



H00065265-D01P

C8orf33 Antibody - Azide and BSA Free

Product Information	
Unit Size	0.1 mg
Concentration	Concentrations vary lot to lot. See vial label for concentration. If unlisted please contact technical services.
Storage	Aliquot and store at -20C or -80C. Avoid freeze-thaw cycles.
Clonality	Polyclonal
Preservative	No Preservative
Isotype	IgG
Purity	Protein G purified
Buffer	PBS (pH 7.4)

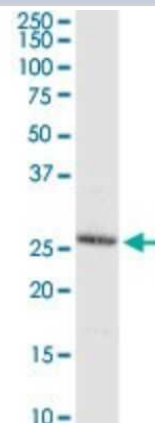
Product Description	
Description	Novus Biologicals Rabbit C8orf33 Antibody - Azide and BSA Free (H00065265-D01P) is a polyclonal antibody validated for use in WB and ICC/IF. All Novus Biologicals antibodies are covered by our 100% guarantee.
Host	Rabbit
Gene ID	65265
Gene Symbol	C8ORF33
Species	Human, Mouse
Immunogen	C8orf33 (AAH10001.1, 1 a.a. - 229 a.a.) full-length human protein. MAALGHLAGEAAAAPGPGTPCASRGARLPGPVSSARNPSTVCLCPEQPTCSN ADSRAHPLGDEGGTASKKQKNKKKTRNRASVANGGEKASEKLAPEEVPLSAE AQAQQLAQELAWCQEQLGLKRQKPTPKQKEQAIGAIRTLRSKRTPLPRKRQ LMHSLFGDYRAQMEAEWREALRALRAAAYSQVQPVDGATRKKKSQRVCRPR SIWRAKATLDMPDEEFRNFF
Notes	This product is produced by and distributed for Abnova, a company based in Taiwan.

Product Application Details	
Applications	Western Blot, Immunocytochemistry/ Immunofluorescence
Recommended Dilutions	Western Blot, Immunocytochemistry/ Immunofluorescence
Application Notes	This antibody is useful for Western Blot, Functional

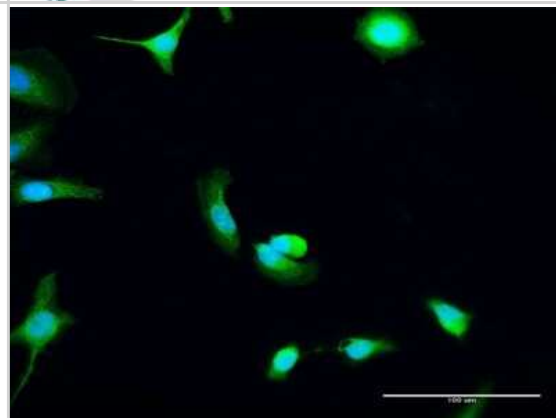


Images

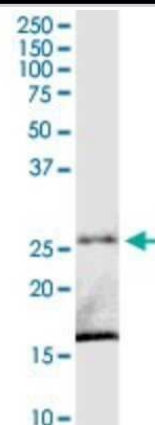
Western Blot: C8orf33 Antibody [H00065265-D01P] - Analysis of C8orf33 expression in mouse liver.



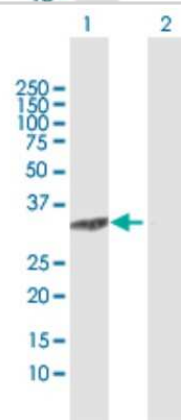
Immunocytochemistry/Immunofluorescence: C8orf33 Antibody [H00065265-D01P] - Analysis of antibody to C8orf33 on HeLa cell. Antibody concentration 30 ug/ml.



Western Blot: C8orf33 Antibody [H00065265-D01P] - Analysis of C8orf33 expression in human placenta.



Western Blot: C8orf33 Antibody [H00065265-D01P] - Analysis of C8orf33 expression in transfected 293T cell line by C8orf33 polyclonal antibody. Lane 1: C8orf33 transfected lysate(25.30 KDa). Lane 2: Non-transfected lysate.





Novus Biologicals USA

10730 E. Briarwood Avenue
Centennial, CO 80112
USA
Phone: 303.730.1950
Toll Free: 1.888.506.6887
Fax: 303.730.1966
nb-customerservice@bio-techne.com

Bio-Techne Canada

21 Canmotor Ave
Toronto, ON M8Z 4E6
Canada
Phone: 905.827.6400
Toll Free: 855.668.8722
Fax: 905.827.6402
canada.inquires@bio-techne.com

Bio-Techne Ltd

19 Barton Lane
Abingdon Science Park
Abingdon, OX14 3NB, United Kingdom
Phone: (44) (0) 1235 529449
Free Phone: 0800 37 34 15
Fax: (44) (0) 1235 533420
info.EMEA@bio-techne.com

General Contact Information

www.novusbio.com
Technical Support: nb-technical@bio-techne.com
Orders: nb-customerservice@bio-techne.com
General: novus@novusbio.com

Products Related to H00065265-D01P

NBP2-33376H	Blue Marker Antibody (6F4-F6) [HRP]
HAF008	Goat anti-Rabbit IgG Secondary Antibody [HRP]
NB7160	Goat anti-Rabbit IgG (H+L) Secondary Antibody [HRP]
NBP2-24891	Rabbit IgG Isotype Control

Limitations

This product is for research use only and is not approved for use in humans or in clinical diagnosis. Primary Antibodies are guaranteed for 1 year from date of receipt.

For more information on our 100% guarantee, please visit www.novusbio.com/guarantee

Earn gift cards/discounts by submitting a review: www.novusbio.com/reviews/submit/H00065265-D01P

Earn gift cards/discounts by submitting a publication using this product:
www.novusbio.com/publications

