

# Product Datasheet

## Njmu-R1 Antibody (2D7) - Azide and BSA Free H00064149-M02

Unit Size: 0.1 mg

Aliquot and store at -20C or -80C. Avoid freeze-thaw cycles.

[www.novusbio.com](http://www.novusbio.com)



[technical@novusbio.com](mailto:technical@novusbio.com)

Protocols, Publications, Related Products, Reviews, Research Tools and Images at:  
[www.novusbio.com/H00064149-M02](http://www.novusbio.com/H00064149-M02)

Updated 9/9/2025 v.20.1

Earn rewards for product  
reviews and publications.

Submit a publication at [www.novusbio.com/publications](http://www.novusbio.com/publications)

Submit a review at [www.novusbio.com/reviews/destination/H00064149-M02](http://www.novusbio.com/reviews/destination/H00064149-M02)



**H00064149-M02**

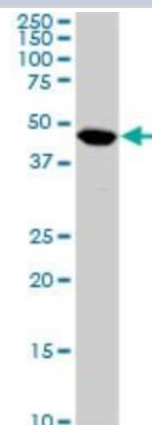
Njmu-R1 Antibody (2D7) - Azide and BSA Free

| <b>Product Information</b>         |  |
|------------------------------------|--|
| <b>Unit Size</b>                   | 0.1 mg   |
| <b>Concentration</b>               | Concentrations vary lot to lot. See vial label for concentration. If unlisted please contact technical services.   |
| <b>Storage</b>                     | Aliquot and store at -20C or -80C. Avoid freeze-thaw cycles.   |
| <b>Clonality</b>                   | Monoclonal   |
| <b>Clone</b>                       | 2D7  |
| <b>Preservative</b>                | No Preservative  |
| <b>Isotype</b>                     | IgG2a Kappa  |
| <b>Purity</b>                      | IgG purified   |
| <b>Buffer</b>                      | In 1x PBS, pH 7.4  |
| <b>Product Description</b>         |  |
| <b>Description</b>                 | Novus Biologicals Mouse Njmu-R1 Antibody (2D7) - Azide and BSA Free (H00064149-M02) is a monoclonal antibody validated for use in WB and ELISA. All Novus Biologicals antibodies are covered by our 100% guarantee.              |
| <b>Host</b>                        | Mouse  |
| <b>Gene ID</b>                     | 64149  |
| <b>Gene Symbol</b>                 | C17ORF75   |
| <b>Species</b>                     | Human, Mouse, Rat  |
| <b>Specificity/Sensitivity</b>     | C17orf75 - chromosome 17 open reading frame 75   |
| <b>Immunogen</b>                   | C17orf75 (NP_071739, 1 a.a. ~ 100 a.a) partial recombinant protein with GST tag. MW of the GST tag alone is 26 KDa.<br>MLPSLQESMDGDEKELESSEEGGSAEERRLEPPSSSHYCLYSYRGSRLAQQR<br>GDSEEDGSPSGTNAETPSGDDFSLSLADTNLPSEVEPELRSFIAKRLSR |
| <b>Notes</b>                       | This product is produced by and distributed for Abnova, a company based in Taiwan.   |
| <b>Product Application Details</b> |  |
| <b>Applications</b>                | Western Blot, ELISA  |
| <b>Recommended Dilutions</b>       | Western Blot 1:500, ELISA  |
| <b>Application Notes</b>           | Antibody reactive against cell lysate and recombinant protein for western blot. It has also been used for ELISA.   |




**Images**

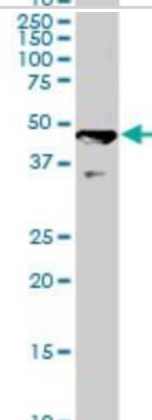
Western Blot: Njmu-R1 Antibody (2D7) [H00064149-M02] - C17orf75 monoclonal antibody (M02), clone 2D7. Analysis of C17orf75 expression in Raw 264.7.




Western Blot: Njmu-R1 Antibody (2D7) [H00064149-M02] - C17orf75 monoclonal antibody (M02), clone 2D7. Analysis of C17orf75 expression in HeLa.



Western Blot: Njmu-R1 Antibody (2D7) [H00064149-M02] - C17orf75 monoclonal antibody (M02), clone 2D7. Analysis of C17orf75 expression in PC-12.



Western Blot: Njmu-R1 Antibody (2D7) [H00064149-M02] - C17orf75 monoclonal antibody (M02), clone 2D7. Analysis of C17orf75 expression in NIH/3T3.





### **Novus Biologicals USA**

10730 E. Briarwood Avenue  
Centennial, CO 80112  
USA  
Phone: 303.730.1950  
Toll Free: 1.888.506.6887  
Fax: 303.730.1966  
nb-customerservice@bio-techne.com

### **Bio-Techne Canada**

21 Canmotor Ave  
Toronto, ON M8Z 4E6  
Canada  
Phone: 905.827.6400  
Toll Free: 855.668.8722  
Fax: 905.827.6402  
canada.inquires@bio-techne.com

### **Bio-Techne Ltd**

19 Barton Lane  
Abingdon Science Park  
Abingdon, OX14 3NB, United Kingdom  
Phone: (44) (0) 1235 529449  
Free Phone: 0800 37 34 15  
Fax: (44) (0) 1235 533420  
info.EMEA@bio-techne.com

### **General Contact Information**

www.novusbio.com  
Technical Support: nb-technical@bio-techne.com  
Orders: nb-customerservice@bio-techne.com  
General: novus@novusbio.com

### **Products Related to H00064149-M02**

---

|                  |  |
|------------------|--|
| NBP2-33376H      | Blue Marker Antibody (6F4-F6) [HRP]                |
| HAF007           | Goat anti-Mouse IgG Secondary Antibody [HRP]       |
| NB7539           | Goat anti-Mouse IgG (H+L) Secondary Antibody [HRP] |
| NBP1-96981-0.5mg | Mouse IgG2a Kappa Isotype Control (M2AK)           |

---

### **Limitations**

This product is for research use only and is not approved for use in humans or in clinical diagnosis. Primary Antibodies are guaranteed for 1 year from date of receipt.

For more information on our 100% guarantee, please visit [www.novusbio.com/guarantee](http://www.novusbio.com/guarantee)

Earn gift cards/discounts by submitting a review: [www.novusbio.com/reviews/submit/H00064149-M02](http://www.novusbio.com/reviews/submit/H00064149-M02)

Earn gift cards/discounts by submitting a publication using this product:  
[www.novusbio.com/publications](http://www.novusbio.com/publications)

