

# Product Datasheet

## CIDEC Antibody (2E2) - Azide and BSA Free H00063924-M07

Unit Size: 0.1 mg

Aliquot and store at -20C or -80C. Avoid freeze-thaw cycles.

[www.novusbio.com](http://www.novusbio.com)



[technical@novusbio.com](mailto:technical@novusbio.com)

### Publications: 1

Protocols, Publications, Related Products, Reviews, Research Tools and Images at:  
[www.novusbio.com/H00063924-M07](http://www.novusbio.com/H00063924-M07)

Updated 9/9/2025 v.20.1

Earn rewards for product  
reviews and publications.

Submit a publication at [www.novusbio.com/publications](http://www.novusbio.com/publications)

Submit a review at [www.novusbio.com/reviews/destination/H00063924-M07](http://www.novusbio.com/reviews/destination/H00063924-M07)



**H00063924-M07**

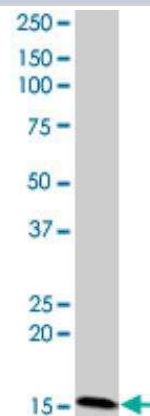
CIDEDEC Antibody (2E2) - Azide and BSA Free

<b>Product Information</b>	
<b>Unit Size</b>	0.1 mg
<b>Concentration</b>	Concentrations vary lot to lot. See vial label for concentration. If unlisted please contact technical services.
<b>Storage</b>	Aliquot and store at -20C or -80C. Avoid freeze-thaw cycles.
<b>Clonality</b>	Monoclonal
<b>Clone</b>	2E2
<b>Preservative</b>	No Preservative
<b>Isotype</b>	IgG1 Kappa
<b>Purity</b>	IgG purified
<b>Buffer</b>	In 1x PBS, pH 7.4
<b>Product Description</b>	
<b>Description</b>	Novus Biologicals Mouse CIDEDEC Antibody (2E2) - Azide and BSA Free (H00063924-M07) is a monoclonal antibody validated for use in WB and ELISA. Anti-CIDEDEC Antibody: Cited in 1 publication. All Novus Biologicals antibodies are covered by our 100% guarantee.
<b>Host</b>	Mouse
<b>Gene ID</b>	63924
<b>Gene Symbol</b>	CIDEDEC
<b>Species</b>	Human
<b>Specificity/Sensitivity</b>	CIDEDEC - cell death-inducing DFFA-like effector c (2E2)
<b>Immunogen</b>	CIDEDEC (NP_071377.2, 53 a.a. ~ 141 a.a) partial recombinant protein with GST tag. MW of the GST tag alone is 26 KDa. SVRKGIMAYSLEDLLLKVRDTLMLADKPFLLVLEEDGTTVETEEYFQALAGDTV FMVLQKGQKWQPPSEQGTRHPLSLSHKPAKKIDVA
<b>Notes</b>	This product is produced by and distributed for Abnova, a company based in Taiwan.
<b>Product Application Details</b>	
<b>Applications</b>	Western Blot, ELISA
<b>Recommended Dilutions</b>	Western Blot 1:500, ELISA
<b>Application Notes</b>	Antibody Reactive Against Recombinant Protein with GST tag on ELISA and Western Blot. GST tag alone is used as a negative control.

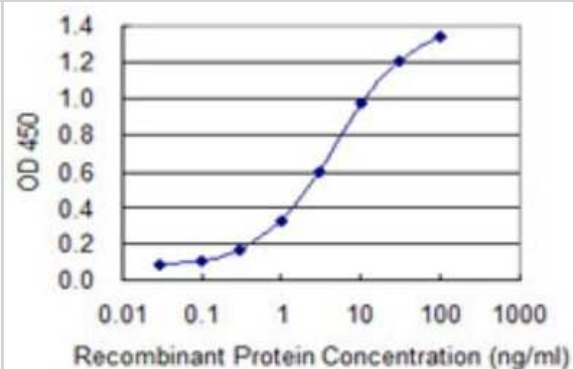


## Images

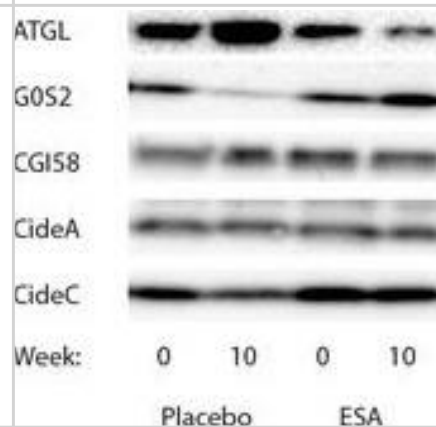
Western Blot: CIDEC Antibody (2E2) [H00063924-M07] - Western Blot analysis of CIDEC expression in HeLa ( Cat # L013V1 ).



ELISA: CIDEC Antibody (2E2) [H00063924-M07] - Detection limit for recombinant GST tagged CIDEC is 0.1 ng/ml as a capture antibody.



Western Blot: CIDEC Antibody (2E2) [H00063924-M07] - Total protein levels of proteins involved in lipolysis after prolonged ESA treatment. Western blot analysis of pertinent proteins related to lipolysis in adipose tissue. Biopsies were collected before (black bars) & after 10 weeks (gray bars) of treatment with either placebo or ESA. Data were normalized to total protein level in the gel. Furthermore, the relative increases were measured & the placebo-baseline measurements were set to average 100 %. No effect of ESA treatment or time was found for any of the measured proteins (n = 9) Image collected & cropped by CiteAb from the following publication (<https://pubmed.ncbi.nlm.nih.gov/27640183>), licensed under a CC-BY license. Not internally tested by Novus Biologicals.



## Publications

Christensen B, Nellemann B, Jorgensen JO et al. Erythropoietin does not activate erythropoietin receptor signaling or lipolytic pathways in human subcutaneous white adipose tissue in vivo. *Lipids Health Dis* 2016-09-17 [PMID: 27640183]



### **Novus Biologicals USA**

10730 E. Briarwood Avenue  
Centennial, CO 80112  
USA  
Phone: 303.730.1950  
Toll Free: 1.888.506.6887  
Fax: 303.730.1966  
nb-customerservice@bio-techne.com

### **Bio-Techne Canada**

21 Canmotor Ave  
Toronto, ON M8Z 4E6  
Canada  
Phone: 905.827.6400  
Toll Free: 855.668.8722  
Fax: 905.827.6402  
canada.inquires@bio-techne.com

### **Bio-Techne Ltd**

19 Barton Lane  
Abingdon Science Park  
Abingdon, OX14 3NB, United Kingdom  
Phone: (44) (0) 1235 529449  
Free Phone: 0800 37 34 15  
Fax: (44) (0) 1235 533420  
info.EMEA@bio-techne.com

### **General Contact Information**

www.novusbio.com  
Technical Support: nb-technical@bio-techne.com  
Orders: nb-customerservice@bio-techne.com  
General: novus@novusbio.com

### **Products Related to H00063924-M07**

---

NBP2-33376H	Blue Marker Antibody (6F4-F6) [HRP]
HAF007	Goat anti-Mouse IgG Secondary Antibody [HRP]
NB7539	Goat anti-Mouse IgG (H+L) Secondary Antibody [HRP]
NBP1-43319-0.5mg	Mouse IgG1 Kappa Isotype Control (P3.6.2.8.1)

---

### **Limitations**

This product is for research use only and is not approved for use in humans or in clinical diagnosis. Primary Antibodies are guaranteed for 1 year from date of receipt.

For more information on our 100% guarantee, please visit [www.novusbio.com/guarantee](http://www.novusbio.com/guarantee)

Earn gift cards/discounts by submitting a review: [www.novusbio.com/reviews/submit/H00063924-M07](http://www.novusbio.com/reviews/submit/H00063924-M07)

Earn gift cards/discounts by submitting a publication using this product:  
[www.novusbio.com/publications](http://www.novusbio.com/publications)

