

# Product Datasheet

## PKNOX2 Antibody (4B6) - Azide and BSA Free H00063876-M01

Unit Size: 0.1 mg

Aliquot and store at -20C or -80C. Avoid freeze-thaw cycles.

[www.novusbio.com](http://www.novusbio.com)



[technical@novusbio.com](mailto:technical@novusbio.com)

Protocols, Publications, Related Products, Reviews, Research Tools and Images at:  
[www.novusbio.com/H00063876-M01](http://www.novusbio.com/H00063876-M01)

Updated 9/9/2025 v.20.1

Earn rewards for product  
reviews and publications.

Submit a publication at [www.novusbio.com/publications](http://www.novusbio.com/publications)

Submit a review at [www.novusbio.com/reviews/destination/H00063876-M01](http://www.novusbio.com/reviews/destination/H00063876-M01)



**H00063876-M01**

PKNOX2 Antibody (4B6) - Azide and BSA Free

| Product Information |  |
|---------------------|--|
| Unit Size           | 0.1 mg   |
| Concentration       | Concentrations vary lot to lot. See vial label for concentration. If unlisted please contact technical services. |
| Storage             | Aliquot and store at -20C or -80C. Avoid freeze-thaw cycles.   |
| Clonality           | Monoclonal   |
| Clone               | 4B6  |
| Preservative        | No Preservative  |
| Isotype             | IgG2b Kappa  |
| Purity              | IgG purified   |
| Buffer              | In 1x PBS, pH 7.4  |

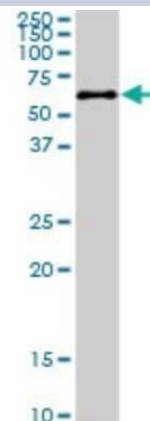
| Product Description     |  |
|-------------------------|--|
| Description             | Novus Biologicals Mouse PKNOX2 Antibody (4B6) - Azide and BSA Free (H00063876-M01) is a monoclonal antibody validated for use in WB, ELISA and ICC/IF. All Novus Biologicals antibodies are covered by our 100% guarantee.     |
| Host                    | Mouse  |
| Gene ID                 | 63876  |
| Gene Symbol             | PKNOX2   |
| Species                 | Human, Mouse   |
| Specificity/Sensitivity | PKNOX2 - PBX/knotted 1 homeobox 2  |
| Immunogen               | PKNOX2 (NP_071345, 116 a.a. ~ 215 a.a) partial recombinant protein with GST tag. MW of the GST tag alone is 26 KDa.<br>PELDNLMVKAIQVLRHLLLELEKVNELCKDFCNRYITCFKTKMHSDNLLRNDLGG<br>PYSPNQPSINLHSQDLLQNSPNSMSGVSNPQGIVVPASALQQGN |
| Notes                   | This product is produced by and distributed for Abnova, a company based in Taiwan.   |

| Product Application Details |   |
|-----------------------------|---|
| Applications                | Western Blot, ELISA, Immunocytochemistry/ Immunofluorescence, Sandwich ELISA, Knockdown Validated   |
| Recommended Dilutions       | Western Blot 1:500, ELISA, Immunocytochemistry/ Immunofluorescence, Sandwich ELISA, Knockdown Validated   |
| Application Notes           | Antibody reactive against cell lysate and recombinant protein for Western Blot. Has also been used for immunofluorescence, RNAi validation and ELISA. |

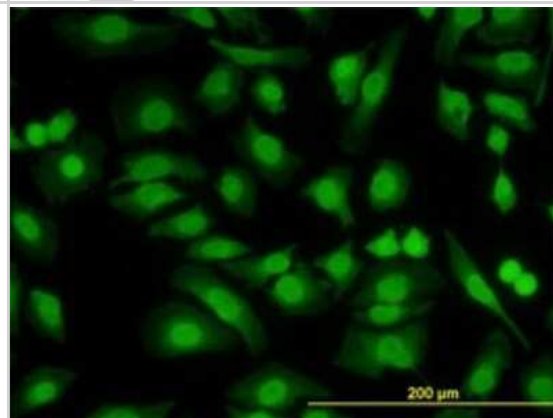


**Images**

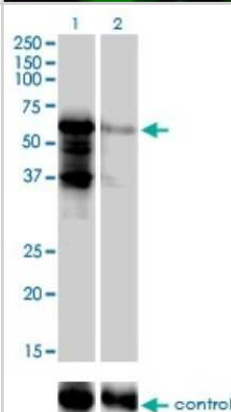
Western Blot: PKNOX2 Antibody (4B6) [H00063876-M01] - PKNOX2 monoclonal antibody (M01), clone 4B6. Analysis of PKNOX2 expression in NIH/3T3.




Immunocytochemistry/Immunofluorescence: PKNOX2 Antibody (4B6) [H00063876-M01] - Analysis of monoclonal antibody to PKNOX2 on HeLa cell. Antibody concentration 10 ug/ml.



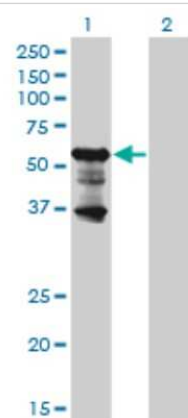
Western Blot: PKNOX2 Antibody (4B6) [H00063876-M01] - Analysis of PKNOX2 over-expressed 293 cell line, cotransfected with PKNOX2 Validated Chimera RNAi ( Cat # H00063876-R01V ) (Lane 2) or non-transfected control (Lane 1). Blot probed with PKNOX2 monoclonal antibody (M01), clone 4B6 (Cat # H00063876-M01 ). GAPDH ( 36.1 kDa ) used as specificity and loading control.



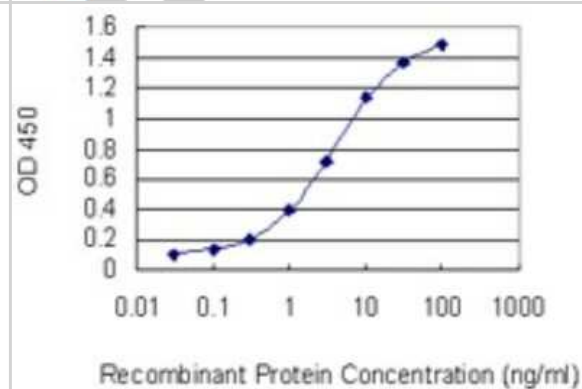
Western Blot: PKNOX2 Antibody (4B6) [H00063876-M01] - PKNOX2 monoclonal antibody (M01), clone 4B6 Analysis of PKNOX2 expression in Hela S3 NE.



Western Blot: PKNOX2 Antibody (4B6) [H00063876-M01] - Analysis of PKNOX2 expression in transfected 293T cell line by PKNOX2 monoclonal antibody (M01), clone 4B6. Lane 1: PKNOX2 transfected lysate(51.9 KDa). Lane 2: Non-transfected lysate.



Sandwich ELISA: PKNOX2 Antibody (4B6) [H00063876-M01] - Detection limit for recombinant GST tagged PKNOX2 is 0.03 ng/ml as a capture antibody.





### **Novus Biologicals USA**

10730 E. Briarwood Avenue  
Centennial, CO 80112  
USA  
Phone: 303.730.1950  
Toll Free: 1.888.506.6887  
Fax: 303.730.1966  
nb-customerservice@bio-techne.com

### **Bio-Techne Canada**

21 Canmotor Ave  
Toronto, ON M8Z 4E6  
Canada  
Phone: 905.827.6400  
Toll Free: 855.668.8722  
Fax: 905.827.6402  
canada.inquires@bio-techne.com

### **Bio-Techne Ltd**

19 Barton Lane  
Abingdon Science Park  
Abingdon, OX14 3NB, United Kingdom  
Phone: (44) (0) 1235 529449  
Free Phone: 0800 37 34 15  
Fax: (44) (0) 1235 533420  
info.EMEA@bio-techne.com

### **General Contact Information**

www.novusbio.com  
Technical Support: nb-technical@bio-techne.com  
Orders: nb-customerservice@bio-techne.com  
General: novus@novusbio.com

### **Products Related to H00063876-M01**

---

|                  |  |
|------------------|--|
| NBP2-33376H      | Blue Marker Antibody (6F4-F6) [HRP]                  |
| HAF007           | Goat anti-Mouse IgG Secondary Antibody [HRP]         |
| NB7539           | Goat anti-Mouse IgG (H+L) Secondary Antibody [HRP]   |
| NBP1-43317-0.5mg | Mouse IgG2b Kappa Light Chain Isotype Control (MG2b) |

---

### **Limitations**

This product is for research use only and is not approved for use in humans or in clinical diagnosis. Primary Antibodies are guaranteed for 1 year from date of receipt.

For more information on our 100% guarantee, please visit [www.novusbio.com/guarantee](http://www.novusbio.com/guarantee)

Earn gift cards/discounts by submitting a review: [www.novusbio.com/reviews/submit/H00063876-M01](http://www.novusbio.com/reviews/submit/H00063876-M01)

Earn gift cards/discounts by submitting a publication using this product:  
[www.novusbio.com/publications](http://www.novusbio.com/publications)

