

Product Datasheet

CEMIP/KIAA1199 Antibody (3C12) - Azide and BSA Free H00057214-M01

Unit Size: 0.1 mg

Aliquot and store at -20C or -80C. Avoid freeze-thaw cycles.

www.novusbio.com



technical@novusbio.com

Publications: 3

Protocols, Publications, Related Products, Reviews, Research Tools and Images at:
www.novusbio.com/H00057214-M01

Updated 9/9/2025 v.20.1

Earn rewards for product
reviews and publications.

Submit a publication at www.novusbio.com/publications

Submit a review at www.novusbio.com/reviews/destination/H00057214-M01




H00057214-M01**CEMIP/KIAA1199 Antibody (3C12) - Azide and BSA Free**

Product Information	
Unit Size	0.1 mg
Concentration	Concentrations vary lot to lot. See vial label for concentration. If unlisted please contact technical services.
Storage	Aliquot and store at -20C or -80C. Avoid freeze-thaw cycles.
Clonality	Monoclonal
Clone	3C12
Preservative	No Preservative
Isotype	IgG2a Kappa
Purity	IgG purified
Buffer	In 1x PBS, pH 7.4
Product Description	
Description	Novus Biologicals Mouse CEMIP/KIAA1199 Antibody (3C12) - Azide and BSA Free (H00057214-M01) is a monoclonal antibody validated for use in WB, ELISA and IP. Anti-CEMIP/KIAA1199 Antibody: Cited in 3 publications. All Novus Biologicals antibodies are covered by our 100% guarantee.
Host	Mouse
Gene ID	57214
Gene Symbol	CEMIP
Species	Human
Specificity/Sensitivity	KIAA1199 - KIAA1199 (3C12)
Immunogen	KIAA1199 (NP_061159.1, 880 a.a. ~ 979 a.a) partial recombinant protein with GST tag. MW of the GST tag alone is 26 KDa. LYDGPINIQNCTFRKFVALEGRHTSALAFRLNNAWQSCPHNNVTGIAFEDVPIT SRVFFGEPGPWFNQLDMDGDKTSVFHDVDGVSVEYPGSYLTKNDNW
Notes	This product is produced by and distributed for Abnova, a company based in Taiwan.
Product Application Details	
Applications	Western Blot, ELISA, Immunoprecipitation
Recommended Dilutions	Western Blot 1:500, ELISA, Immunoprecipitation
Application Notes	Antibody Reactive Against Recombinant Protein with GST tag on ELISA and Western Blot. GST tag alone is used as a negative control.




Images

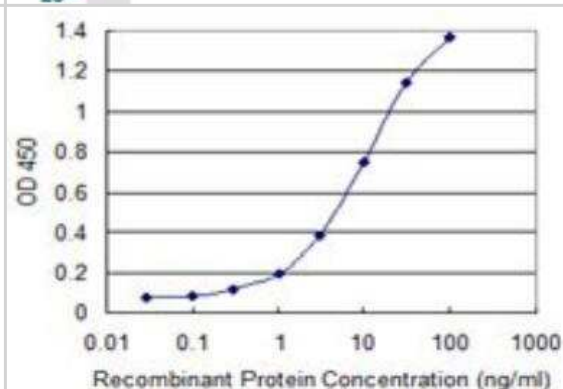
Western Blot: KIAA1199 Antibody (3C12) [H00057214-M01] - Analysis of KIAA1199 expression in transfected 293T cell line by KIAA1199 monoclonal antibody (M01), clone 3C12. Lane 1: KIAA1199 transfected lysate(110.4 KDa). Lane 2: Non-transfected lysate.



Immunoprecipitation: KIAA1199 Antibody (3C12) [H00057214-M01] - Analysis of KIAA1199 transfected lysate using anti-KIAA1199 monoclonal antibody and Protein A Magnetic Bead, and immunoblotted with KIAA1199 MaxPab rabbit polyclonal antibody.



ELISA: KIAA1199 Antibody (3C12) [H00057214-M01] - Detection limit for recombinant GST tagged KIAA1199 is 0.1 ng/ml as a capture antibody.



Publications

W Zhang, G Yin, H Zhao, H Ling, Z Xie, C Xiao, Y Chen, Y Lin, T Jiang, S Jin, J Wang, X Yang Secreted KIAA1199 promotes the progression of rheumatoid arthritis by mediating hyaluronic acid degradation in an ANXA1-dependent manner *Cell Death & Disease*, 2021-01-20;12(1):102. 2021-01-20 [PMID: 33473125]

Wang L, Yu T, Li W et al. The miR-29c-KIAA1199 axis regulates gastric cancer migration by binding with WBP11 and PTP4A3. *Oncogene*. 2019-05-09 [PMID: 30626935]

Yang X, Qiu PC, Chen BB et al. KIAA1199 as a potential diagnostic biomarker of rheumatoid arthritis related to angiogenesis. *Arthritis Research & Therapy*. 2015-01-01 [PMID: 26022278]



Novus Biologicals USA

10730 E. Briarwood Avenue
Centennial, CO 80112
USA
Phone: 303.730.1950
Toll Free: 1.888.506.6887
Fax: 303.730.1966
nb-customerservice@bio-techne.com

Bio-Techne Canada

21 Canmotor Ave
Toronto, ON M8Z 4E6
Canada
Phone: 905.827.6400
Toll Free: 855.668.8722
Fax: 905.827.6402
canada.inquires@bio-techne.com

Bio-Techne Ltd

19 Barton Lane
Abingdon Science Park
Abingdon, OX14 3NB, United Kingdom
Phone: (44) (0) 1235 529449
Free Phone: 0800 37 34 15
Fax: (44) (0) 1235 533420
info.EMEA@bio-techne.com

General Contact Information

www.novusbio.com
Technical Support: nb-technical@bio-techne.com
Orders: nb-customerservice@bio-techne.com
General: novus@novusbio.com

Products Related to H00057214-M01

NBP2-33376H	Blue Marker Antibody (6F4-F6) [HRP]
HAF007	Goat anti-Mouse IgG Secondary Antibody [HRP]
NB7539	Goat anti-Mouse IgG (H+L) Secondary Antibody [HRP]
NBP1-96981-0.5mg	Mouse IgG2a Kappa Isotype Control (M2AK)

Limitations

This product is for research use only and is not approved for use in humans or in clinical diagnosis. Primary Antibodies are guaranteed for 1 year from date of receipt.

For more information on our 100% guarantee, please visit www.novusbio.com/guarantee

Earn gift cards/discounts by submitting a review: www.novusbio.com/reviews/submit/H00057214-M01

Earn gift cards/discounts by submitting a publication using this product:
www.novusbio.com/publications

