

Product Datasheet

Apolipoprotein M/ApoM Antibody (1F10) - Azide and BSA Free H00055937-M01

Unit Size: 0.1 mg

Aliquot and store at -20C or -80C. Avoid freeze-thaw cycles.

www.novusbio.com



technical@novusbio.com

Publications: 3

Protocols, Publications, Related Products, Reviews, Research Tools and Images at:
www.novusbio.com/H00055937-M01

Updated 9/9/2025 v.20.1

Earn rewards for product reviews and publications.

Submit a publication at www.novusbio.com/publications

Submit a review at www.novusbio.com/reviews/destination/H00055937-M01



H00055937-M01**Apolipoprotein M/ApoM Antibody (1F10) - Azide and BSA Free**

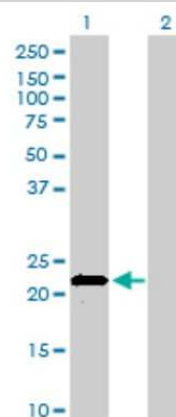
Product Information	
Unit Size	0.1 mg
Concentration	Concentrations vary lot to lot. See vial label for concentration. If unlisted please contact technical services.
Storage	Aliquot and store at -20C or -80C. Avoid freeze-thaw cycles.
Clonality	Monoclonal
Clone	1F10
Preservative	No Preservative
Isotype	IgG1
Purity	IgG purified
Buffer	In 1x PBS, pH 7.4

Product Description	
Description	Novus Biologicals Mouse Apolipoprotein M/ApoM Antibody (1F10) - Azide and BSA Free (H00055937-M01) is a monoclonal antibody validated for use in WB and ELISA. Anti-Apolipoprotein M/ApoM Antibody: Cited in 3 publications. All Novus Biologicals antibodies are covered by our 100% guarantee.
Host	Mouse
Gene ID	55937
Gene Symbol	APOM
Species	Human, Mouse
Reactivity Notes	Human. Other species not tested.
Specificity/Sensitivity	APOM - apolipoprotein M
Immunogen	APOM (AAH20683, 23 a.a. ~ 188 a.a) full-length recombinant protein with GST tag. MW of the GST tag alone is 26 KDa. CPEHSQLTTTLGVDGKEFPEVHLGQWYFIAGAAPTKEELATFDPVDNIVFNMAA GSAPMQLHLRATIRMKDGLCVPRKWIYHLTEGSTDLRTEGRPDMKTELFSSSC PGGIMLNETGQGYQRFLLYNRSPHPPEKCVVEEFKSLTSCLDKAFLLTPRNQE ACELSNN
Notes	This product is produced by and distributed for Abnova, a company based in Taiwan.

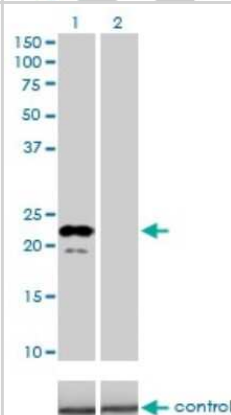
Product Application Details	
Applications	Western Blot, Dot Blot, ELISA, Sandwich ELISA, Knockdown Validated
Recommended Dilutions	Western Blot 1:500, ELISA, Dot Blot, Sandwich ELISA, Knockdown Validated
Application Notes	Antibody reactive against recombinant protein for western blot. It has also been used for RNAi validation and ELISA.

Images

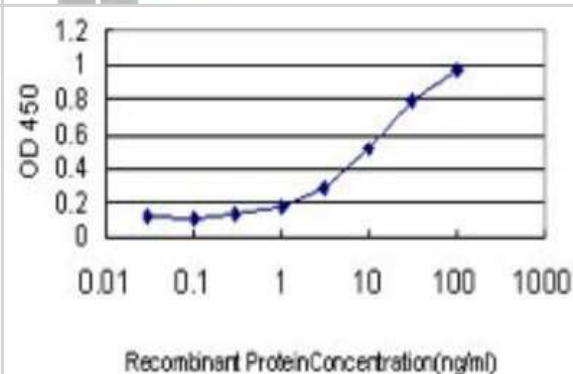
Western Blot: Apolipoprotein M/ApoM Antibody (1F10) [H00055937-M01] - Analysis of APOM expression in transfected 293T cell line by APOM monoclonal antibody (M01), clone 1F10. Lane 1: APOM transfected lysate(21.3 KDa). Lane 2: Non-transfected lysate.



Western Blot: Apolipoprotein M/ApoM Antibody (1F10) [H00055937-M01] - Analysis of APOM over-expressed 293 cell line, cotransfected with APOM Validated Chimera RNAi (Cat # H00055937-R01V) (Lane 2) or non-transfected control (Lane 1). Blot probed with APOM monoclonal antibody (M01), clone 1F10 (Cat # H00055937-M01). GAPDH (36.1 kDa) used as specificity and loading control.



Sandwich ELISA: Apolipoprotein M/ApoM Antibody (1F10) [H00055937-M01] - Detection limit for recombinant GST tagged APOM is approximately 0.3ng/ml as a capture antibody.



Publications

Wei J, Yu Y, Luo GH et al. 17B-estradiol regulates the expression of apolipoprotein M through estrogen receptor α -specific binding motif in its promoter. *Lipids Health Dis* 2017-03-31 [PMID: 28359281]

Zhang X, Mao S, Luo G et al. Effects of simvastatin on apolipoprotein M in vivo and in vitro. *Lipids Health Dis*. 2011-07-05 [PMID: 21729290]

Zhang X, Zhu Z, Luo G et al. Liver X receptor agonist downregulates hepatic apoM expression in vivo in vitro. *Biochem Biophys Res Commun*;371(1):114-7. 2008-06-20 [PMID: 18413148]



Novus Biologicals USA

10730 E. Briarwood Avenue
Centennial, CO 80112
USA
Phone: 303.730.1950
Toll Free: 1.888.506.6887
Fax: 303.730.1966
nb-customerservice@bio-techne.com

Bio-Techne Canada

21 Canmotor Ave
Toronto, ON M8Z 4E6
Canada
Phone: 905.827.6400
Toll Free: 855.668.8722
Fax: 905.827.6402
canada.inquires@bio-techne.com

Bio-Techne Ltd

19 Barton Lane
Abingdon Science Park
Abingdon, OX14 3NB, United Kingdom
Phone: (44) (0) 1235 529449
Free Phone: 0800 37 34 15
Fax: (44) (0) 1235 533420
info.EMEA@bio-techne.com

General Contact Information

www.novusbio.com
Technical Support: nb-technical@bio-techne.com
Orders: nb-customerservice@bio-techne.com
General: novus@novusbio.com

Products Related to H00055937-M01

NBP2-33376H	Blue Marker Antibody (6F4-F6) [HRP]
HAF007	Goat anti-Mouse IgG Secondary Antibody [HRP]
NB7539	Goat anti-Mouse IgG (H+L) Secondary Antibody [HRP]
NBP1-97005-0.5mg	Mouse IgG1 Isotype Control (MG1)

Limitations

This product is for research use only and is not approved for use in humans or in clinical diagnosis. Primary Antibodies are guaranteed for 1 year from date of receipt.

For more information on our 100% guarantee, please visit www.novusbio.com/guarantee

Earn gift cards/discounts by submitting a review: www.novusbio.com/reviews/submit/H00055937-M01

Earn gift cards/discounts by submitting a publication using this product:
www.novusbio.com/publications

