

Product Datasheet

ALLC Antibody (3D3) - Azide and BSA Free H00055821-M07

Unit Size: 0.1 mg

Aliquot and store at -20C or -80C. Avoid freeze-thaw cycles.

www.novusbio.com



technical@novusbio.com

Protocols, Publications, Related Products, Reviews, Research Tools and Images at:
www.novusbio.com/H00055821-M07

Updated 9/9/2025 v.20.1

Earn rewards for product
reviews and publications.

Submit a publication at www.novusbio.com/publications

Submit a review at www.novusbio.com/reviews/destination/H00055821-M07



H00055821-M07

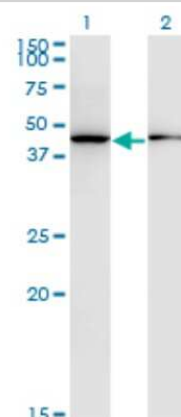
ALLC Antibody (3D3) - Azide and BSA Free

Product Information	
Unit Size	0.1 mg
Concentration	Concentrations vary lot to lot. See vial label for concentration. If unlisted please contact technical services.
Storage	Aliquot and store at -20C or -80C. Avoid freeze-thaw cycles.
Clonality	Monoclonal
Clone	3D3
Preservative	No Preservative
Isotype	IgG1 Kappa
Purity	Protein A purified
Buffer	In 1x PBS, pH 7.4
Product Description	
Description	Novus Biologicals Mouse ALLC Antibody (3D3) - Azide and BSA Free (H00055821-M07) is a monoclonal antibody validated for use in WB, ELISA and IP. All Novus Biologicals antibodies are covered by our 100% guarantee.
Host	Mouse
Gene ID	55821
Gene Symbol	ALLC
Species	Human
Specificity/Sensitivity	Reacts with allantoicase.
Immunogen	ALLC (NP_060906.2, 235 a.a. ~ 344 a.a) partial recombinant protein with GST tag. MW of the GST tag alone is 26 KDa. GHPNNIIGVGGAKSMADGWETARRLDLDRPPILENDENGILLVPGCEWAVFRLAH PGVITRIEIDTKYFEGNAPDSCKVDGCILTTQEEAVIRQKWILPAHKWKPLLPTK L
Notes	This product is produced by and distributed for Abnova, a company based in Taiwan.
Product Application Details	
Applications	Western Blot, ELISA, Immunoprecipitation, Sandwich ELISA
Recommended Dilutions	Western Blot, ELISA, Immunoprecipitation, Sandwich ELISA
Application Notes	This antibody is reactive against recombinant protein in western blot and ELISA.

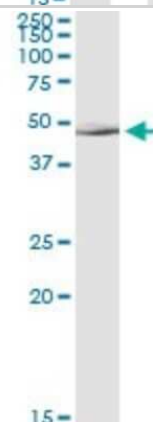


Images

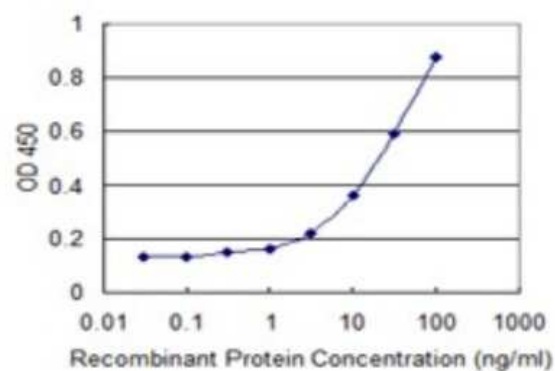
Western Blot: ALLC Antibody (3D3) [H00055821-M07] - Analysis of ALLC expression in transfected 293T cell line by ALLC monoclonal antibody (M07), clone 3D3. Lane 1: ALLC transfected lysate (45.6 KDa). Lane 2: Non-transfected lysate.



Immunoprecipitation: ALLC Antibody (3D3) [H00055821-M07] - Analysis of ALLC transfected lysate using anti-ALLC monoclonal antibody and Protein A Magnetic Bead, and immunoblotted with ALLC rabbit polyclonal antibody.



Sandwich ELISA: ALLC Antibody (3D3) [H00055821-M07] - Detection limit for recombinant GST tagged ALLC is 1 ng/ml as a capture antibody.





Novus Biologicals USA

10730 E. Briarwood Avenue
Centennial, CO 80112
USA
Phone: 303.730.1950
Toll Free: 1.888.506.6887
Fax: 303.730.1966
nb-customerservice@bio-techne.com

Bio-Techne Canada

21 Canmotor Ave
Toronto, ON M8Z 4E6
Canada
Phone: 905.827.6400
Toll Free: 855.668.8722
Fax: 905.827.6402
canada.inquires@bio-techne.com

Bio-Techne Ltd

19 Barton Lane
Abingdon Science Park
Abingdon, OX14 3NB, United Kingdom
Phone: (44) (0) 1235 529449
Free Phone: 0800 37 34 15
Fax: (44) (0) 1235 533420
info.EMEA@bio-techne.com

General Contact Information

www.novusbio.com
Technical Support: nb-technical@bio-techne.com
Orders: nb-customerservice@bio-techne.com
General: novus@novusbio.com

Products Related to H00055821-M07

NBP2-33376H	Blue Marker Antibody (6F4-F6) [HRP]
HAF007	Goat anti-Mouse IgG Secondary Antibody [HRP]
NB7539	Goat anti-Mouse IgG (H+L) Secondary Antibody [HRP]
NBP1-43319-0.5mg	Mouse IgG1 Kappa Isotype Control (P3.6.2.8.1)

Limitations

This product is for research use only and is not approved for use in humans or in clinical diagnosis. Primary Antibodies are guaranteed for 1 year from date of receipt.

For more information on our 100% guarantee, please visit www.novusbio.com/guarantee

Earn gift cards/discounts by submitting a review: www.novusbio.com/reviews/submit/H00055821-M07

Earn gift cards/discounts by submitting a publication using this product:
www.novusbio.com/publications

