

# Product Datasheet

## LYAR Antibody - Azide and BSA Free H00055646-B01P

Unit Size: 0.05 mg

Aliquot and store at -20C or -80C. Avoid freeze-thaw cycles.

[www.novusbio.com](http://www.novusbio.com)



[technical@novusbio.com](mailto:technical@novusbio.com)

### Publications: 2

Protocols, Publications, Related Products, Reviews, Research Tools and Images at:  
[www.novusbio.com/H00055646-B01P](http://www.novusbio.com/H00055646-B01P)

Updated 9/9/2025 v.20.1

Earn rewards for product  
reviews and publications.

Submit a publication at [www.novusbio.com/publications](http://www.novusbio.com/publications)

Submit a review at [www.novusbio.com/reviews/destination/H00055646-B01P](http://www.novusbio.com/reviews/destination/H00055646-B01P)



**H00055646-B01P**

LYAR Antibody - Azide and BSA Free

Product Information	
<b>Unit Size</b>	0.05 mg
<b>Concentration</b>	Concentrations vary lot to lot. See vial label for concentration. If unlisted please contact technical services.
<b>Storage</b>	Aliquot and store at -20C or -80C. Avoid freeze-thaw cycles.
<b>Clonality</b>	Polyclonal
<b>Preservative</b>	No Preservative
<b>Isotype</b>	IgG
<b>Purity</b>	Protein A purified
<b>Buffer</b>	PBS (pH 7.4)

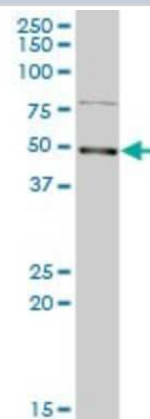
Product Description	
<b>Description</b>	Novus Biologicals Mouse LYAR Antibody - Azide and BSA Free (H00055646-B01P) is a polyclonal antibody validated for use in WB and ICC/IF. Anti-LYAR Antibody: Cited in 2 publications. All Novus Biologicals antibodies are covered by our 100% guarantee.
<b>Host</b>	Mouse
<b>Gene ID</b>	55646
<b>Gene Symbol</b>	LYAR
<b>Species</b>	Human
<b>Specificity/Sensitivity</b>	LYAR - hypothetical protein FLJ20425,
<b>Immunogen</b>	LYAR (AAH15796, 1 a.a. - 379 a.a.) full-length human protein. MVFFTCNACGESVKKIQVEKHVSVCRNCECLSCIDCGKDFWGDDYKNHVKCIS EDQKYGGKGYEGKTHKGDIIQQAWIQKISELIKRPNVSPKVRELLEQISAFDNV PRKKAKFQNWMLNSLKVHNSILDQVWNIFSEASNSEPNKEQDQRPLHPVA NPHAEISTKVPASKVKDAVEQQGEVKKNKRERKEERQKKRKREKELKLENH QENSRNQPKKRKKGQEADLEAGGEEVPEANGSAGKRSKSKKQRKDSASEE EARVGAGKRKRHSEVETDSKSKKMLPEHPEGGEPEDDEAPAKGKFNWKG TIKAILKQAPDNEITIKKLRKKVLAQYYTVTDEHHRSEELLVIFNKKISKNPTFKL LKDKVKLVK
<b>Notes</b>	This product is produced by and distributed for Abnova, a company based in Taiwan.

Product Application Details	
<b>Applications</b>	Western Blot, Immunocytochemistry/ Immunofluorescence
<b>Recommended Dilutions</b>	Western Blot 1:500, Immunocytochemistry/ Immunofluorescence
<b>Application Notes</b>	Antibody reactive against transfected lysate and tissue lysate for Western Blot.

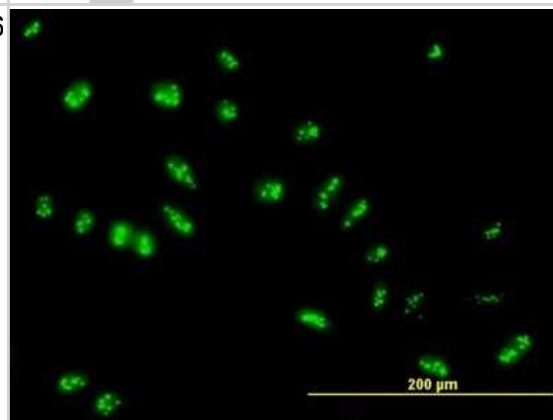


## Images


Western Blot: LYAR Antibody [H00055646-B01P] - Analysis of LYAR expression in human pancreas.



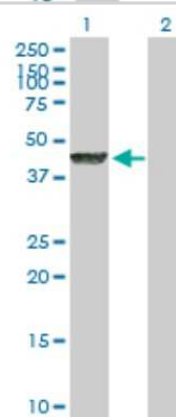
Immunocytochemistry/Immunofluorescence: LYAR Antibody [H00055646-B01P] - Analysis of purified antibody to LYAR on HeLa cell. (antibody concentration 10 ug/ml)



Western Blot: LYAR Antibody [H00055646-B01P] - Analysis of LYAR expression in A-431.



Western Blot: LYAR Antibody [H00055646-B01P] - Analysis of LYAR expression in transfected 293T cell line by LYAR polyclonal antibody. Lane 1: LYAR transfected lysate(41.8 KDa). Lane 2: Non-transfected lysate.



## Publications

Yang C, Liu X, Cheng T et al. LYAR suppresses interferon- $\gamma$  induction by targeting phosphorylated IRF3. *J Virol*. 2019-11-01 [PMID: 31413131]

Yang C, Liu X, Gao Q et al. The nucleolar protein LYAR facilitates ribonucleoprotein assembly of influenza A virus. *J Virol* 2018-09-12 [PMID: 30209172]





### **Novus Biologicals USA**

10730 E. Briarwood Avenue  
Centennial, CO 80112  
USA  
Phone: 303.730.1950  
Toll Free: 1.888.506.6887  
Fax: 303.730.1966  
nb-customerservice@bio-techne.com

### **Bio-Techne Canada**

21 Canmotor Ave  
Toronto, ON M8Z 4E6  
Canada  
Phone: 905.827.6400  
Toll Free: 855.668.8722  
Fax: 905.827.6402  
canada.inquires@bio-techne.com

### **Bio-Techne Ltd**

19 Barton Lane  
Abingdon Science Park  
Abingdon, OX14 3NB, United Kingdom  
Phone: (44) (0) 1235 529449  
Free Phone: 0800 37 34 15  
Fax: (44) (0) 1235 533420  
info.EMEA@bio-techne.com

### **General Contact Information**

www.novusbio.com  
Technical Support: nb-technical@bio-techne.com  
Orders: nb-customerservice@bio-techne.com  
General: novus@novusbio.com

### **Products Related to H00055646-B01P**

---

NBP2-33376H	Blue Marker Antibody (6F4-F6) [HRP]
HAF007	Goat anti-Mouse IgG Secondary Antibody [HRP]
NB7539	Goat anti-Mouse IgG (H+L) Secondary Antibody [HRP]
NBP1-97019-5mg	Mouse IgG Isotype Control

---

### **Limitations**

This product is for research use only and is not approved for use in humans or in clinical diagnosis. Primary Antibodies are guaranteed for 1 year from date of receipt.

For more information on our 100% guarantee, please visit [www.novusbio.com/guarantee](http://www.novusbio.com/guarantee)

Earn gift cards/discounts by submitting a review: [www.novusbio.com/reviews/submit/H00055646-B01P](http://www.novusbio.com/reviews/submit/H00055646-B01P)

Earn gift cards/discounts by submitting a publication using this product:  
[www.novusbio.com/publications](http://www.novusbio.com/publications)

